



The
United
Reformed
Church

**families
on faith adventures**

@ home

Welcome to Families on Faith Adventures @ Home!

This resource has been put together for you by the United Reformed Church Children's and Youth Work team and the synod CYDOs and their equivalents.

*These activities are planned to be used together and under adult supervision. Please be aware of your family's ages and abilities as some activities may need more adult support than others. **Stay safe and have fun!***



With many varieties of activities and things to do to help explore the theme. Look out for this 'hands on' symbol.

Advent 2022 – ARE YOU

In this advent bumper edition, we will explore the story of Jesus birth, often called the greatest story every told. We will remind ourselves that God is with us and ask ourselves if we are ready to meet Jesus again.

The Story can be found in the books of Matthew and Luke.

I wonder what God will say to you and your families as you explore together this Advent?

From



and



The Story:



You might want to begin by creating something which shows the whole story. Here is one simple idea. Why not see what groceries you've got in the cupboard and make a store cupboard Nativity? Look at this one we created – can you tell who's who from the Christmas story?



Online versions of the story

Watch and Listen

Animated Nativity Story by Little Seeds Ministry

<https://www.youtube.com/watch?v=KR1I-YuX9co>


Dance and Sing

When I think upon Christmas by Worship Together Kids

<https://www.youtube.com/watch?v=XnCfnwKG3s8>

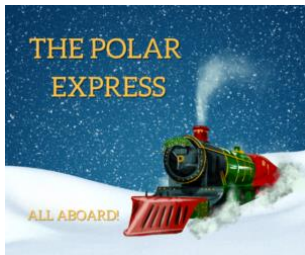
Ideas to Retell/Explore the Story

Modern Parables – books that explore the same theme



'The Christmas Story' by J John

<https://www.youtube.com/watch?v=Dbp24wZQa3Y>



And why not snuggled up with a hot chocolate and watch '**Polar Express**', using this resource to help you have a fun family film night together: <http://www.urcscotland.org.uk/wp-content/uploads/2022/10/Polar-Express-RGB-compressed.pdf>

Table Top Discussions

Each day over a mealtime, have a quick conversation.

- What is your favourite part of the Christmas story and why?
- If you could visit just one scene from the Christmas story, which one would it be and why?

Week One - ARE YOU READY to start? – Mary & Joseph

The Story: Luke 1 verses 26-28 / Matthew 1 verses 18-24 / Luke 2 verses 1-5

During Elizabeth's sixth month of pregnancy, God sent the angel Gabriel to a virgin who lived in Nazareth, a town in Galilee. She was engaged to marry a man named Joseph from the family of David. Her name was Mary. The angel came to her and said, "Greetings! The Lord has blessed you and is with you."

The mother of Jesus Christ was Mary. And this is how the birth of Jesus came about. Mary was engaged to marry Joseph. But before they married, she learned that she was going to have a baby. She was pregnant by the power of the Holy Spirit. Mary's husband, Joseph, was a good man. He did not want to disgrace her in public, so he planned to divorce her secretly.

While Joseph thought about this, an angel of the Lord came to him in a dream. The angel said, "Joseph, descendant of David, don't be afraid to take Mary as your wife. The baby in her is from the Holy Spirit. She will give birth to a son. You will name the son Jesus. Give him that name because he will save his people from their sins."

All this happened to make clear the full meaning of what the Lord had said through the prophet: "The virgin will be pregnant. She will have a son, and they will name him Immanuel." This name means "God is with us."

When Joseph woke up, he did what the Lord's angel had told him to do. Joseph married Mary.

At that time, Augustus Caesar sent an order to all people in the countries that were under Roman rule. The order said that they must list their names in a register. This was the first registration taken while Quirinius was governor of Syria. And everyone went to their own towns to be registered.

So Joseph left Nazareth, a town in Galilee. He went to the town of Bethlehem in Judea. This town was known as the town of David. Joseph went there because he was from the family of David. Joseph registered with Mary because she was engaged to marry him. (Mary was now pregnant.)

Scripture quotations are taken from the International Children's Bible®, copyright © 1986, 1988, 1999, 2015 by Tommy Nelson. Used by permission.

Online versions of the story

Watch and Listen

Animation by Gospel Project

<https://www.youtube.com/watch?v=Kcap1eWuatE&t=16s>

Dance and Sing

Born is the king by Hillsong


https://www.youtube.com/watch?v=cSLrFVR-Hqw&list=PLq8UufkzWLCASnhbmrB3XOPXFdp8_yB3c&index=1

Ideas to Retell/Explore the Story

This week, we think about Mary and Joseph, where the Christmas story begins. They both had a choice, they both agreed to play their part in bringing Jesus to the world, they both said yes to journeying with Jesus. Are you journeying with Jesus? When did your journey with Jesus begin?

Do you know someone who is starting out on a new journey, perhaps they are expecting a baby, starting a new job, moving to a new area or getting married. Send a card or gift or a message to encourage someone you know who is beginning a new journey.

Modern Parables – books that explore the same theme



'A Christmas Journey' by Susie Poole

<https://www.youtube.com/watch?v=rf5HeoB5Hs0&t=5s>

Table Top Discussions

Each day over a mealtime, have a quick conversation.

- What's the best journey you have ever been on?
- What does it mean to journey with Jesus in our lives?

Advent Challenge
I wonder what special events are on at your local church during Advent and Christmas?
Could you make a plan to go along to one and invite someone to go with you?

Pray Together

Advent Prayer

Take a deep breath and close your eyes, slowly breathe out. As you do, see in your mind all the things that need to be done to get ready for Christmas.

Lord, sometimes it feels as though there is so much to do to get ready for Christmas, buy the presents, get the tree, decorate the house, write our cards.

Create a space in the day for us to think and prepare and to get ready for Jesus, just as Mary and Joseph had to prepare for the birth of Jesus. Ready and prepared to start,

hearing about Jesus

Ready, steady, start

loving Jesus,

Ready, steady, start

following Jesus.

Ready, steady, start.

Amen

Journey Blessings

Mary and Joseph were journeying to Bethlehem. We use the word journey to describe travelling but sometimes to describe the series of changes in our lives too. Do you know someone who is starting out on a new journey? Perhaps they are expecting a baby, starting a new job, moving to a new area or getting married. I wonder who you know who will be getting ready to journey this Advent and Christmas?



Make some large footprints out of card or paper. You can find templates on the internet. Cut out a few footprints and write the name or draw a picture of someone you want God to bless on the back of each one. Lay the footprints in a circle and all walk around them, taking it in turns to say stop. When you stop, put your foot on the nearest footprint. Ask God to bless the person named on the back. Stand quietly for a moment and say Amen together before starting again.





To Do Together...

We are getting ready to go on a journey through Advent to Christmas. It could be a long road and things can go wrong. I wonder if Mary and Joseph are ready for their journey, what would they have packed to take with them, and what difficulties might they have faced on the way? Maybe you could make a loaded biscuit as you think about what you might need on your journey through Advent. We often take with us more than we need when we travel! The donkey was probably fully loaded. I wonder if you are ready to get to know Jesus a bit better? Let's make a Journey to Bethlehem game as we wonder about the journey Jesus' parents made and think about the fact that they were ready to set out on that journey without knowing what to expect, just trusting in God.




Loaded Biscuit Recipe – What will you pack?

You will need: Chocolate digestive biscuits or similar
Icing or chocolate spread or jam (to make the surface sticky)
Things to load it up –
(Bananas slices, mini marshmallows, curly-wurly, haribos etc)

What you do: Take your digestive biscuit and cover it with icing, chocolate spread or jam to make the surface a bit sticky. Then load it up, as an alternative to just decorating a biscuit. I wonder how much you can load onto it without it all falling off when you lift the biscuit up?

When we're on a faith journey, there are things we need, but also things we need to leave behind. I wonder what you think they might be?



Journey to Bethlehem Game




You will need: Counters for players
(These could be small figures or small circles of card)
A dice
A sheet of paper

What you do:
Divide your paper into 25 squares.

Have a start and finish square and number each square in between. Then plan your game out, including squares where you miss a turn, move forward and move back.

We put things like:

- Go through the gate: move on 2 spaces
- Left something behind: go back to the start
- Oh No! Donkey Poo!: jump over 1 space
- Meet people on the road: miss a turn
- Dropped a bag: go back a space
- Bethlehem in sight: move on 4 spaces
- Getting tired: miss a turn
- Entering the town: move on a space



Have fun playing the game to see who gets to the stable first.



The
United
Reformed
Church

Getting lost: move back 3 spaces

families on faith adventures

at home

Week Two - ARE YOU READY to welcome? – Inn Keeper

The Story: Luke 2 verses 6-7

While Joseph and Mary were in Bethlehem, the time came for her to have the baby. She gave birth to her first son. There were no rooms left in the inn. So she wrapped the baby with cloths and laid him in a box where animals are fed.

Scripture quotations are taken from the International Children's Bible®, copyright © 1986, 1988, 1999, 2015 by Tommy Nelson. Used by permission.

Online versions of the story

Watch and Listen

Children retell the story by Pursue God Kids <https://www.youtube.com/watch?v=8lanA40nmzI>

Dance and Sing

Make room by Casting crowns <https://www.youtube.com/watch?v=iUFSxt7qkNw>

Advent Challenge

We can't always welcome people into our homes, but there are plenty of places we can be welcoming. Maybe you've seen people doing that job in shops. Can you welcome people as they arrive into the playground at school, into a club you go to, into church? Just a smile and say welcome! Or put a bright and welcoming label on your street name, your town sign, a bus stop, to say "welcome to...". Your welcome might make a big difference to someone.


Ideas to Retell/Explore the Story

This week, we think about the innkeeper who had no room for Mary and Joseph but welcomed them into the place where he kept his animals. A strange welcome for a new king.

Who needs a welcome in our communities today? Refugees, Homeless, lonely? There are many who are in need of a warm welcome. What can we do?

Think about who you could invite to your house for a meal or a cup of tea over the coming weeks. Send them an invitation and offer a warm welcome. I wonder how we make room for Jesus every day?

Modern Parables – books that explore the same theme



'Refuge' by Anne Booth and Sam Usher

https://www.youtube.com/watch?v=2prB_fqwbnI

Table Top Discussions

Each day over a mealtime, have a quick conversation.

- I wonder if the innkeeper would have made room if he knew who Mary was carrying? Would it have made a difference?
- How important is Jesus in your life? Where have we put him?

Pray Together

Advent Prayer

Take a deep breath and close your eyes, slowly breathe out. As you do, see in your mind all the people you may need to be welcoming to this Christmas.

Lord, I love to see my friends and family at Christmas, to sit round the table, to play games and to laugh lots. But sometimes it doesn't feel like this, sometimes it feels lonely and cold. When Mary and Joseph were turned away into the cold night, an innkeeper welcomed them.

Help me to be welcoming to all those who I meet this Christmas, just as I ask that people welcome me with,

Warmth

Ready, steady, welcome

Love

Ready, steady, welcome

Laughter

Ready, steady, welcome.

Amen

Hot Chocolate Payers



Mary and Joseph found an unexpected welcome from the innkeeper when they had nowhere to stay. I wonder who you know that needs a welcome?



Invite someone to share a drink with; you could make a hot chocolate and share a prayer as you drink it together.

Advent getting ready, Looking forward.

Preparing to wait ...to wonder... to welcome

We pray for (Add the people you want to pray for)

Here are some ideas:

- Friends and family
- People in your community
- Homeless people
- People who are struggling to buy food and heat their house
- Refugees

A prayer

Lord Jesus, you welcome us no matter who we are or where we come from; Help us to show that same loving

welcome to those we meet, so that we might become just a little bit more like you.
Amen.



To Do Together...

Welcome Mat or Sign

You will need: A large sheet of paper or fabric
Some scraps of fabric
or wrapping paper

What you do:

Cut out some letters to make the word 'WELCOME', either in fabric or wrapping paper. Arrange them onto a larger piece of fabric and make your very own welcome mat.

You could alternatively add letters to a mat you already have.



Sharing Tray Bake – Mars Bars Slice



You will need: 5 full-size Mars Bars (51g each)
90g unsalted butter
120g Rice Krispies
300g milk chocolate

What you do:

Grease and line a 20x20cm square tin with baking paper.

Chop the Mars Bars into chunks about 1cm thick.

Add the chopped Mars Bars and the butter to a large saucepan and heat on a low to medium heat, stirring frequently until it is mostly melted. The nougat in the Mars Bars will not melt completely but that's ok!

Stir the Rice Krispies into the Mars Bar mixture until they are completely covered.

Spoon the mixture into the tin and press it down firmly with the back of a spoon.

Melt the chocolate in the microwave in 30-second bursts, stirring in between.

Pour the melted chocolate on top of the Rice Krispie layer and smooth it out to the edges.

Place the tin in the fridge for at least 2 hours or overnight.

Let the traybake come to room temperature again before slicing to help stop the chocolate layer cracking when you slice it.

Slice into 16 squares – some for you and some to share.



Week Three - ARE YOU READY to celebrate? – Angels

The Story: Luke 2 verses 8-15

That night, some shepherds were in the fields nearby watching their sheep. An angel of the Lord stood before them. The glory of the Lord was shining around them, and suddenly they became very frightened. The angel said to them, "Don't be afraid, because I am bringing you some good news. It will be a joy to all the people. Today your Saviour was born in David's town. He is Christ, the Lord. This is how you will know him: You will find a baby wrapped in cloths and lying in a feeding box."

Then a very large group of angels from heaven joined the first angel. All the angels were praising God, saying:

"Give glory to God in heaven, and on earth let there be peace to the people who please God."

Then the angels left the shepherds and went back to heaven.

Scripture quotations are taken from the International Children's Bible®, copyright © 1986, 1988, 1999, 2015 by Tommy Nelson. Used by permission.

Online versions of the story

Watch and Listen

Animation of the story by Saddleback Kids

<https://www.youtube.com/watch?v=TJIC57EvYFo&t=20s>

Dance and Sing

All the Angels sing by Doug Horley


<https://www.youtube.com/watch?v=BluHVdw4bEk>

Ideas to Retell/Explore the Story

Can you imagine being there on the hillside when all the angels begin to celebrate the birth of Jesus? What will you be doing to celebrate Jesus this Christmas, perhaps you will go carol singing? How are we helping others to celebrate Jesus, who is the reason for the Christmas celebration?

Put together a celebration pack and give it to someone with whom you want to share the celebration of Christmas. It could be someone on their own, or a busy single parent, or a homeless person in your area, or a busy key worker.

Modern Parables – books that explore the same theme



'A very noisy Christmas' by **Tim Thornborough**
<https://www.youtube.com/watch?v=YqCWJx2IWVc>

Advent Challenge

Sometimes at this time of year we can get a bit irritable and fed up because we're tired and busy, out of routine, and just too impatient for Christmas to be here. Can you try hard this week to remember that we're getting ready to celebrate and, instead of getting irritable and grouchy, ask God to help you be cheerful and helpful?

Table Top Discussions

Each day over a mealtime, have a quick conversation.

- What's the best Christmas celebration you have ever had/been to?
- How can we celebrate Jesus in our lives every day?

Pray Together

Advent Prayer

Take a deep breath and close your eyes, slowly breathe out. As you do, see in your mind all the ways we celebrate Christmas.

Crackers popping, scrunching wrapping paper, oohs, aahs and thank you's. As we hear the sounds of celebration all around us, let us remember those who yearn to celebrate but cannot, for those who feel sad, those who don't know Jesus yet and those who feel they are on the outside looking in.

Angels glorious sound and light shone over baby Jesus, noises of celebration, let us celebrate Jesus in.

The darkness

Ready, steady, celebrate

The sadness

Ready, steady, celebrate

The joy of Christmas day

Ready, steady, celebrate

Amen

Pray Together

"Give glory to God in heaven, and on earth let there be peace to the people who please God."

Angels appeared to tell the good news of a baby to be born and a host of angels sang full of Joy, praising God. Jesus is the reason for the angel's celebration. I wonder what will you be celebrating this Christmas? Take some time to think about things you are thankful for and things you want to celebrate and make a celebration prayer angel to hang on your tree or in the window.

Folded Paper Angels

You will need: Two Squares of paper (approx. 20cm square) you can use any paper
Pompom or Wooden bead
String or wool



Write your prayers of thanks and celebration on the paper squares and then fold the paper squares back and forth in concertina style, with the folds being about 1cm wide. Holding the concertina together, fold each one down about a third from the top to make the wings. Use glue or a staple to secure the fold. Now stick the two concertinas together to make the angel and, as you do this, place the wool or string through the centre to make a loop. Use a wooden bead or pompom to make the head.



Dear God

Thank you for the angels

Filling the sky with dazzling Glory

Full of Joy and singing God's praises.

Help us as we celebrate this Christmas

to share your good news with others

Amen



To Do Together...

Angels play a big part in the Christmas story and remind us that God has lots of Good News to share with everyone as we celebrate God being with us. As we get ready to celebrate Christmas, let's have some fun with angels.



Angels Blow and Fly!

You will need: A paper or metal straw
A cone angel made from wrapping paper

What you do:
Create a cone angel from some wrapping paper.



Our picture will give you some ideas, but you can design your own. Just make sure it is not too heavy.

Place it on the end of a straw and then blow in the other end of the straw to make your angel fly.



Flying Angels


You will need: A balloon
A piece of plastic or tinsel

What you do:
Cut the plastic into the shape of an angel and rub it on a flat surface, or just use a small piece of tinsel.

Rub the balloon against some fabric. This will create static on the surface of the balloon.

Drop the angel so it falls on the charged balloon. Some of the electrons from the surface of the balloon will transfer to your angel and the balloon will repel them. Your angel should fly up into the air!

It will work better the more well charged your balloon and the lighter the tinsel or plastic angel. Your angel may even fly for several seconds.



Week Four - ARE YOU READY to give? – Wise Men

The Story: Matthew 2 verses 1-2 and 10-11

Jesus was born in the town of Bethlehem in Judea during the time when Herod was king. After Jesus was born, some wise men from the east came to Jerusalem. They asked, "Where is the baby who was born to be the king of the Jews? We saw his star in the east. We came to worship him."

When the wise men saw the star, they were filled with joy. They went to the house where the child was and saw him with his mother, Mary. They bowed down and worshiped the child. They opened the gifts they brought for him. They gave him treasures of gold, frankincense, and myrrh.

Scripture quotations are taken from the International Children's Bible®, copyright © 1986, 1988, 1999, 2015 by Tommy Nelson. Used by permission.

Online versions of the story

Watch and Listen

The wise men and Jesus by Sharefaithkids

<https://www.youtube.com/watch?v=VySzDA07N-c&t=167s>

Dance and Sing

Wise men rap by BCC Kids

<https://www.youtube.com/watch?v=oq-leDhcG6k>

Ideas to Retell/Explore the Story

This week, we hear how the wise men saw the star that told them a new king had been born. They travelled for many miles and years to visit the baby, taking with them three gifts. Gold, Frankincense and Myrrh are strange gifts for a baby. The wise men gave gifts that were about who Jesus was, not just as a baby but his whole life. They were very personal gifts.

When you give gifts this year, consider the person you are giving to think about who they are, consider their needs. Let's give very personal gifts this year.

Modern Parables – books that explore the same theme



'The Gift' animated short film

<https://www.youtube.com/watch?v=A6QJk4YJahl>



Table Top Discussions

Each day over a mealtime, have a quick conversation.

- What is the most personal gift you have ever received?
- Jesus' gifts made more sense as he grew older. I wonder if there are gifts and talents that you have that you are growing into?

Pray Together

Advent Prayer

Take a deep breath and close your eyes, slowly breathe out. As you do, see in your mind all the gifts you would like to give others and all the gifts you would like to receive this Christmas.

Lord, we sometimes look with wonder at all the presents we would like, the toys advertised on the telly, the pictures in the shopping magazines. We like to see the faces of those we give a gift to.

But we often do not have the money to buy these things and feel disappointed. The wise men brought special gifts to baby Jesus, but they gave more than that. Like them, help us instead to give,

Our effort

Ready, steady, give

Our time

Ready, steady, give

Our love

Ready, steady, give

Amen

Pray Together

Prayer Map

The wise men were on a journey to find Jesus and were filled with wonder when they found him. Who is doing a wonderful job in your community? Where are the places where wonderful things are happening? Who would you like to thank God for? Why don't you make a prayer map?



You will need: Some paper
(big or small, maybe even the back of some recycled wrapping paper...)
Pens, pencils or crayons
Sticky notes
or scraps of coloured paper

What to do:

Choose some wonderful people and places from your community.



Draw them or write their names on sticky notes or coloured paper.

Think about where they are in your community and place them on your map. Are they close together or far apart? You could even add details like traffic lights or shops that are nearby to help others to find them.

Use a small world figure to walk round your map and say a simple prayer at each stop or take your map out with you for a prayer walk.

God of Wonder,

Thank you for this place,

Thank you for the kindness that is here.

Amen



Alternative

You could write a list of wonderful people or places to pray for instead and put it in your coat pocket, stick it on the fridge or use it as a bookmark. Once a day, thank God for your wonderful list.



To Do Together...

During Advent, it can be easy to think about what people are going to give us for Christmas and to forget about what we can do for other people. And gifts don't necessarily have to cost a lot of money. What is more important is that we think about the person we're giving to and what might be right for them, and that we put time and thought and love into our gifts. Here are two gifts you might make, one a traditional cake (Epiphany is what we call the time of year when we remember the wise ones visiting Jesus) and one a more personal gift that involves thinking about the person receiving it. God calls us to be loving and giving, not just at Christmas but always.



Epiphany Cake

You will need:

2 sheets puff pastry, approx. 400g	
2 eggs	1 tablespoon milk
100g butter	100g sugar
100g ground almonds	½ teaspoon almond extract

What you do:

Use a dinner plate as a guide to cut a circle of pastry from each of the pieces of puff pastry.

Lightly beat the eggs.

Beat together the butter and sugar until the mixture is glossy then add the beaten eggs, ground almonds, and almond extract, mixing it all together well.

Place the bowl with the mixture in the fridge and chill for about 30 minutes.

Spread the chilled almond filling over the middle of one of the pastry circles, leaving a rim of around 2cm without any filling round the edge of the circle.

Using a clean finger or a pastry brush, dip it in cold water and use it to moisten the uncovered edge of the pastry with a little water. Then place the second circle of pastry on top.

Seal the edges together, carefully pressing gently to ensure you don't have air inside.

Using your fingers and the back of a knife blade, make indents all the way round the outside of the circle by squeezing the pastry together and pressing with the knife. This will make sure the pastry is properly sealed so that the filling does not come out when it cooks.

Place the tart in the fridge to chill for between 30 minutes and an hour while you preheat the oven to 355F/180C.

Using the tip of a sharp knife, make a pattern/design on the top of the tart such as leaves or zigzags, taking care not to cut through the pastry. Can you make it look like a crown?

Brush the top of the tart with some milk.

Bake the tart for around 30-45 minutes until golden brown and crisp on top. Let cool for at least 5 minutes before slicing (can also serve cool).

You can make this extra special by hiding a small gift in one of the cakes and the person who finds it can wear a paper crown and be king or queen for the rest of the day!





To Do Together...



Alternatives to the Epiphany Cake



Create a lovely chocolate cake using a cake mix.

Cut off the top and hollow out the middle, adding in some chocolates or sweets that look like a gift. Relace the top and decorate like a gift box with a ribbon.

If you don't have time to make a cake, why not choose an object and take it in turns to hide it in your house. Whoever finds the object could wear a paper crown, like the person who finds the treat in the Epiphany cake, or ask for a reward...

- A nice cup of tea
- A sit down and a story
- Choosing a game to play
- Choosing a film to watch



Jar of Hearts

You will need: An old jar
Red or pink squares of paper

What you do:
Place the square to look like a diamond, so that one corner is towards you.
Fold the square in half lengthways, crease and unfold. Then fold the square widthways, crease and unfold.

Fold the top corner down into the centre and crease along the fold.

Fold the bottom corner up to meet the middle of the top edge.


Fold the left and right edges into the centre.

Turn your paper over and fold over the top and side points.

Now you have a simple origami heart.

Write on your heart messages or 'vouchers' for the person who is going to receive the gift. Maybe a message to encourage them when they're feeling low, such as 'You can do this' or 'You are good enough'. Maybe a voucher they could use like 'I will do the washing up' or 'I will give you a hug'. Put your heart shapes in the jar and decorate the jar with a label that says "Given with love for when you need it" or something similar.

Wonder



I wonder how you think you'd react if you saw an angel?

I wonder why God chose for Jesus to be born in a stable?



I wonder what you think of the wise one's gifts and what you would choose to give to Jesus?



I wonder, if you were a shepherd, what you'd tell people about meeting with Jesus?



Christmas Week - ARE YOU READY to meet Jesus? – Shepherds

The Story: Luke 2 verses 8-12 and 16-20

That night, some shepherds were in the fields nearby watching their sheep. An angel of the Lord stood before them. The glory of the Lord was shining around them, and suddenly they became very frightened. The angel said to them, "Don't be afraid, because I am bringing you some good news. It will be a joy to all the people. Today your Saviour was born in David's town. He is Christ, the Lord. This is how you will know him: You will find a baby wrapped in cloths and lying in a feeding box."

So the shepherds went quickly and found Mary and Joseph. And the shepherds saw the baby lying in a feeding box. Then they told what the angels had said about this child. Everyone was amazed when they heard what the shepherds said to them. Mary hid these things in her heart; she continued to think about them. Then the shepherds went back to their sheep, praising God and thanking him for everything that they had seen and heard. It was just as the angel had told them.

Scripture quotations are taken from the International Children's Bible®, copyright © 1986, 1988, 1999, 2015 by Tommy Nelson. Used by permission.

Online versions of the story

Watch and Listen

Jesus is Born by Crossroads Kids

<https://www.youtube.com/watch?v=FrOBJo6LNfw>

Dance and Sing

Jesus saviour of the world by New Spring


<https://www.youtube.com/watch?v=KFMwOB2ukUw>

Ideas to Retell/Explore the Story

The first people to be told about Jesus and the first people to see him were the simple, poor, shepherds. God is showing us that Jesus has come for EVERYONE.

The shepherds couldn't keep it to themselves, they had to tell everyone the good news of Jesus. How are we celebrating Jesus this Christmas? Are we telling others?

Modern Parables – books that explore the same theme



'He's Here' from the **'Jesus Storybook bible'** read by **David Suchet**
https://www.youtube.com/watch?v=E2y2FJqsv_8&list=PLvEb8AA7B8J_c3BTNBukBzaA71YyfiJTZ

Table Top Discussions

Each day over a mealtime, have a quick conversation.

- If this story was to take place today, who would God choose to tell first? Who are like the shepherds in our communities?
- How can we make sure we take Jesus with us into the new year?

Pray Together

Advent Prayer

Take a deep breath and close your eyes, slowly breathe out. As you do, see in your mind Jesus, Jesus as a baby, Jesus as a grown up, Jesus as your friend.

So many things happen at Christmas, it can be so busy that it can blur the image of baby Jesus, we sometimes forget what Christmas is all about – baby Jesus coming to this world to be our friend. A friend to all, to those who have many friends, those who have none, those who feel loved and those who feel unloved. Those on the inside and those on the outside, the shepherds were invited to come and meet with Jesus.

This Christmas let us meet with Jesus,

In the preparations

Ready, steady, meet with Jesus

the celebrating,

Ready, steady, meet with Jesus,

the welcoming.

Ready, steady, meet with Jesus

the giving,

Ready, steady, meet with Jesus

Amen

We're ready to meet Jesus – it's a special time of year

When you wake on Christmas Day, remember to wish Jesus a happy birthday!

God felt far off from the people on earth, so Jesus came to bring God and people closer together, to help everyone get to know God better, and that's really good news – not just for Christmas but for every day.



You are probably going to eat something special on Christmas Day or make an ordinary meal into a celebration in some way. As you lay the table or prepare a tray for your food, remember that this is something ordinary, something you do every day, made special because we're remembering that Jesus is with us. When the plate is ready for your food, take a moment and pray: "Welcome, Jesus, I am ready to meet with you". And when you take the last mouthful, take a moment, and pray: "Jesus, thank you for filling my life with your love". Amen.



To Do Together...

It's Christmas! Let's celebrate! But in our celebrations, let's remember WHY we're celebrating. It's all about Jesus and God's amazing gift of love. Why not play a Christmas game to help us think about Jesus all through the day.



Shh! Where is the Baby Hiding Game

You will need: A baby (doll or picture)

What you do:

During the day, hide the baby. Suddenly the person who hid it can stop and say "Shhh! Where's the baby?"

Everybody needs to hunt to find the baby and then the person who finds it can keep it for a while and then hide it again, choosing a good moment later in the day to stop and say "Shhh! Where's the baby?"

I wonder where you may find Jesus this year?



Just For Fun

You will need: Used wrapping paper and ribbon

What you do:

Don't just throw your wrapping paper straight in the bin when you unwrap your presents. Use it as creatively as you can to make hats, cloaks and bow ties. Let's dress up and get ready for Jesus, who makes the ordinary extraordinary!





Christmas Challenge

Have you enjoyed anything in the Advent Bumper pack this year or in the URC Advent Resource 'Are you ready for Christmas?' if you had it? Why not drop a quick email to children.youth@urc.org.uk and tell us what you liked or tried, or what you didn't, to help us make our resources even better for next year. We'd also love photos, if you took any, of the things you made or did (but we must have parent/carer permission for them to be shared on social media or on our website).



The
United
Reformed
Church

**families
on faith adventures**

at home

Adventurers Go!

You've shared together, now share with us!

Why not send photos of your crafts, your treasure boxes, your Walking the Way challenges - or dress up to make a tableau of the Big Story and take a photo to send in.

Email your photos to: lorrainewebb@urc.org.uk
with parental permission for them to be used in publicity and online URC social media.

Alternatively, share them on our Facebook page
<https://www.facebook.com/URCchildren.and.youth/>

Remember you can find more resources on our website:
<https://urc.org.uk/resources-for-children-and-youth>

And if you've enjoyed these activities, why not see whether your local church runs Pilots or Friends on Faith Adventures (FOFA) when things get back to normal again.

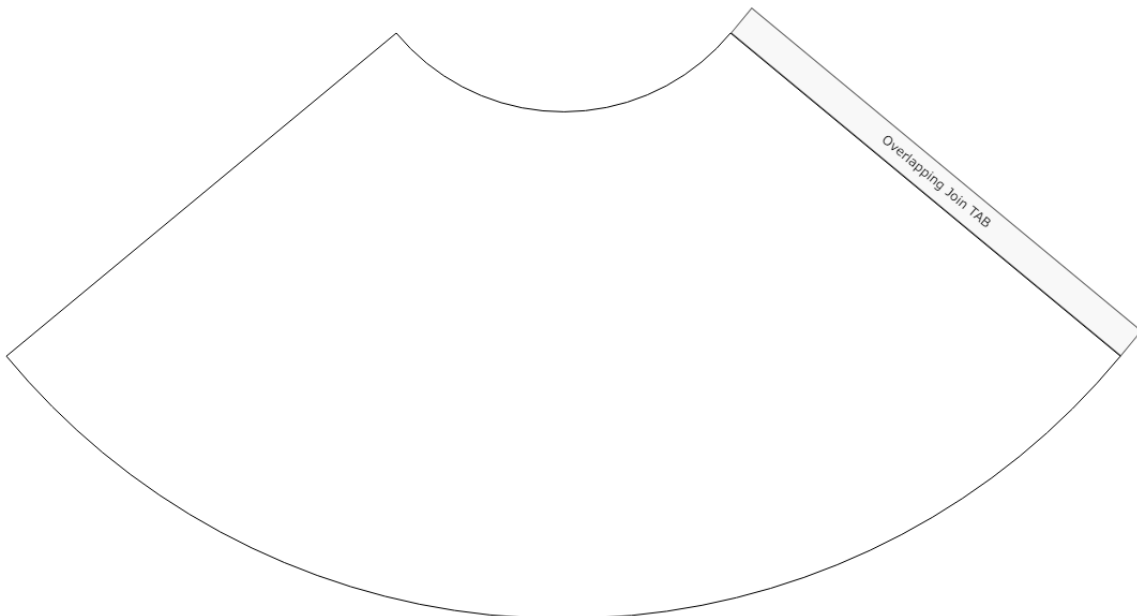

Created for you by

Nicola Grieves (Eastern Synod), Judy Harris (National Synod of Wales), Sharon Lloyd (Programme Assistant for CYW), Philip Ray (Wessex Synod, North), Lorraine Webb (Programme Officer for CYW), Ruth White (Wessex Synod, South) and Jo West, on behalf of the CYDO+ and Children's and Youth Work team.




The
United
Reformed
Church

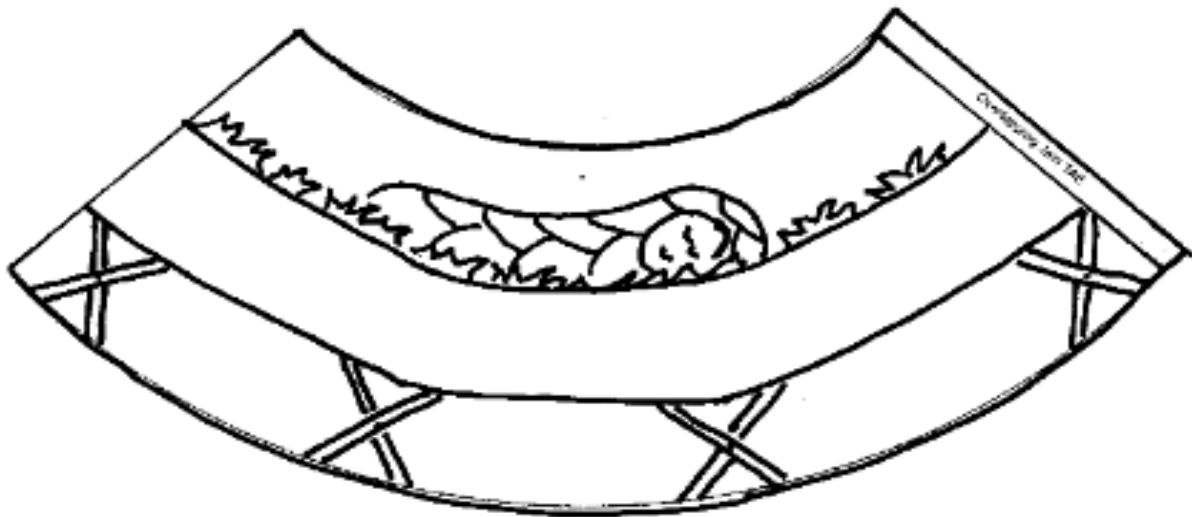

Templates



Templates



Templates



Templates

