

## Welcome to Families on Faith Adventures @ Home!

This resource has been put together for you by the United Reformed Church Children's and Youth Work team and the synod CYDOs and their equivalents.

We hope you will enjoy sharing a time of faith and fellowship together as a family through these stories, games, activities, and prayers. They are designed as a 'pick and mix' of ways to experience God's message through the Bible, exploring what it means to you and express that in words and action. They are not linked to the lectionary but can be used in any order as we explore all the different parts of the Bible.

The Walking the Way challenges are one way of continuing our walk with Jesus throughout the week.

These ideas are designed to be intergenerational - maybe even to be shared with family or friends via the internet.

These activities are planned to be used together as a family and under adult supervision. Please be aware of your family's ages and abilities as some activities may need more adult support than others. **Stay safe and have fun!**



With many varieties of activities and things to do to help explore the theme. Look out for this 'hands on' symbol.

This week's Bible story is:

## Be Prepared Matthew 25 verses 1-13



From

and



Illustration by  
Richard Gunther via [freebibleimages.com](http://freebibleimages.com)

## Get to know your Bible

The Bible is like a library made up of 66 books written by many different people over many years.

The Old Testament books were written before Jesus was born. They are the holy stories he would have grown up hearing and reading. There are 39 of these.

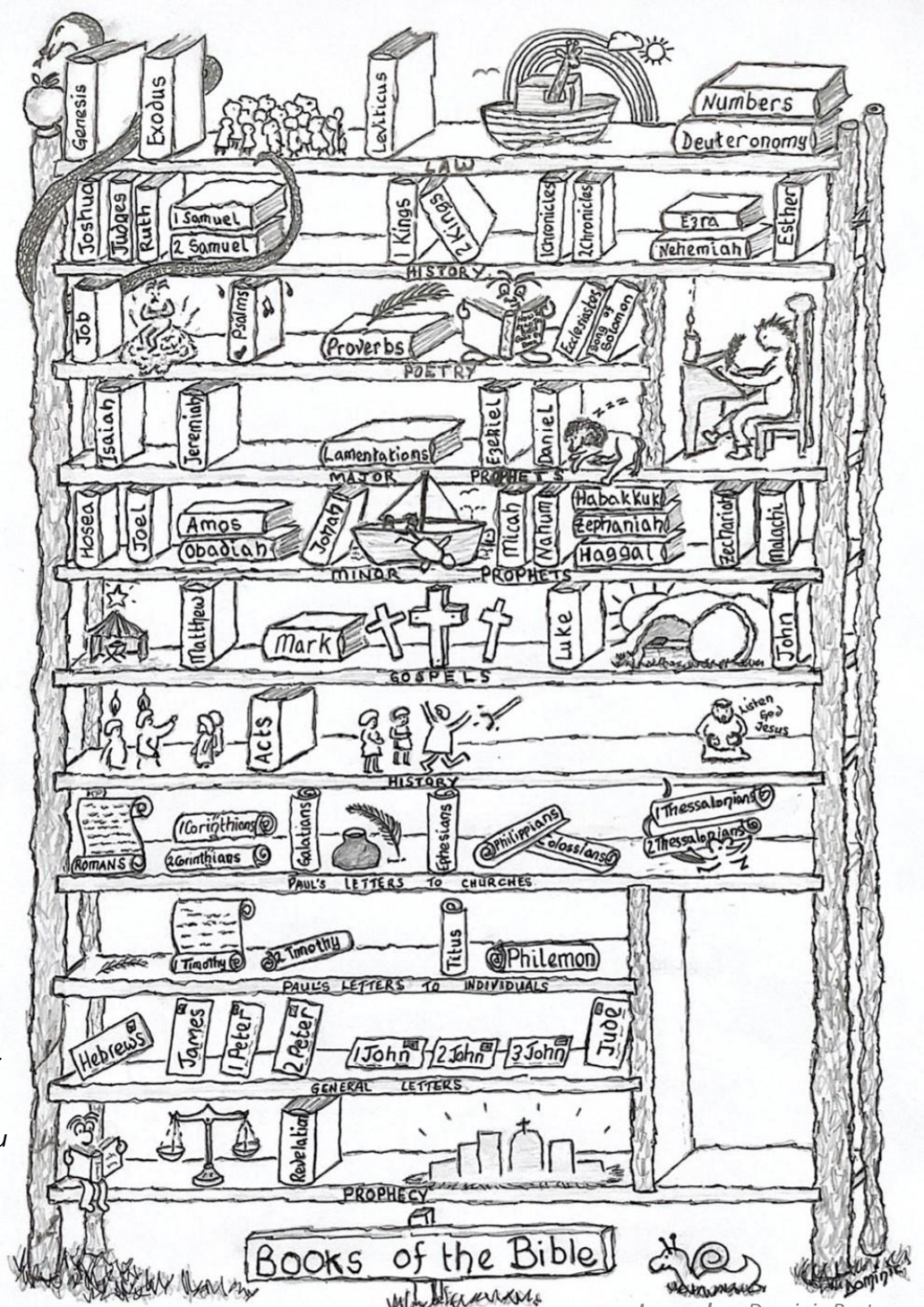
The New Testament tells us the stories of Jesus and his followers. There are 27 books in the New Testament.



Can you find and colour the book on the bookshelf that this week's story is from?

If you have a Bible, see if you can find the story in there.

You could print this out once and colour each new book on the bookshelf as you read stories from it.





### **Bible context: Matthew**

Matthew is the first book of the New Testament. It shares the good news about Jesus, starting with His family tree. It tells us about Jesus' teaching, His journeys and His stories.

Jesus used stories to help people to think about God. He often used everyday objects, jobs or situations to make His message really clear to the people He was talking to. This week's story takes place at a wedding.

## Online versions of the story

### **Watch and Listen**

The ten bridesmaids by Fellowship Kids Tulsa [\(1\) The Ten Bridesmaids | Matthew 25:1-13 - YouTube](#)  
Ready or not by Gracelink

[\(1\) Bible story "Ready or Not..." | Primary Year C Quarter 2 Episode 12 | Gracelink - YouTube](#)

Matthew 25 v1-13 by UCFD Youth [\(1\) Matt25 1 13 TenBridesMaids - YouTube](#)

Matthew 25 v1-13 KJV [\(1\) ENGLISH KJV | The Gospel of Matthew 25:1-13 - YouTube](#)

Bible in Lego [\(1\) The Ten Virgins \(Matthew 25:1-13, NASB\) - YouTube](#)

### **Dance and Sing**

This little light of mine by Soweto Gospel Choir

[\(1\) This Little Light Of Mine - Soweto Gospel Choir.flv - YouTube](#)

Give me oil in my lamp by St Michael's by the Sea [\(1\) Give Me Oil in My Lamp - YouTube](#)

Are you ready? By ChristanKidSongs [\(1\) "ARE YOU READY" | kid song | Action Song - YouTube](#)

While I wait by Lincoln Brewster [\(1\) Lincoln Brewster - While I Wait \(Official Music Video\) - YouTube](#)

Days of Elijah by 3CK Kids band [\(1\) 3CK Kids Band Days of Elijah - YouTube](#)

### **The Story: Matthew 25 verses 1 - 13 (from The International Children's Bible)**

"At that time the kingdom of heaven will be like ten girls who went to wait for the bridegroom. They took their lamps with them. Five of the girls were foolish and five were wise. The five foolish girls took their lamps, but they did not take more oil for the lamps to burn. The wise girls took their lamps and more oil in jars. The bridegroom was very late. All the girls became sleepy and went to sleep.

"At midnight someone cried out, 'The bridegroom is coming! Come and meet him!' Then all the girls woke up and got their lamps ready. But the foolish girls said to the wise, 'Give us some of your oil. Our lamps are going out'. The wise girls answered, 'No! The oil we have might not be enough for all of us. Go to the people who sell oil and buy some for yourselves'.

"So the five foolish girls went to buy oil. While they were gone, the bridegroom came. The girls who were ready went in with the bridegroom to the wedding feast. Then the door was closed and locked.

"Later the others came back. They called, 'Sir, sir, open the door to let us in'. But the bridegroom answered, 'I tell you the truth, I don't know you'.

"So always be ready. You don't know the day or time the Son of Man will come."

Scripture quotations are taken from the International Children's Bible®, copyright © 1986, 1988, 1999, 2015 by Tommy Nelson. Used by permission.

### Ideas to Retell/Explore the Story

Here is a new story to share together which helps us think about different ways that we can be ready.....

#### **Rosie's Bag**

*Rosie's bag was beautiful. It was green, it was fluffy and someone had sewn shiny buttons on it. Rosie never went anywhere without it.*

*People liked to ask her what was in it, but that was her secret. Besides, she never packed the same things twice – every day was different! She didn't greedily stuff it with sweets or cram it with games to stop her getting bored. It wasn't full of books to read or homework to finish. Every morning she'd stop and think until she knew just what she might need.*

*One day, she'd decided on a pencil and a folded bag. They were both very useful when they went to the supermarket and Dad realised he'd forgotten shopping bags and something to tick items off his shopping list.*

*Another day, she packed a slice of stale bread (which she shared with the hungry ducks at the park) and bubbles (which stopped a passing baby from crying straight away).*

*But one day, she forgot her fluffy green bag. They'd gone too far to go back for it. There was nothing she could do but feel sad and grumpy.*

*What if someone needed a paperclip or a biscuit or the cheery picture of a sunshine that she'd cut out of grandpa's old magazine?*

*The walk to school was horrible.*


*She couldn't smile at their neighbour's dog and his little stripy raincoat, she couldn't enjoy the squirrels leaping whilst trying not to drop their precious acorns and she refused to join in with eye-spy, even when she knew the answers. She just knew it was going to be a terrible day.*

*Archie didn't have a green bag, but he did like to be ready for anything.*

*As soon as Rosie arrived at school, he knew something was wrong. He asked if she was ok and listened as she told him everything. Then they made a new plan for the day together.*

*They helped with the books at break time and rescued a spider that had got stuck in the classroom. At lunchtime, they made sure everyone had a turn with the Hula Hoops. Before Rosie knew it, it was time to go home. It had been nice to try something new, but she was determined to remember her fluffy bag tomorrow. Besides, she knew just who she was going to give the cheery picture of the sunshine to – and maybe the biscuit as well!*

**Modern Parables** – books that explore the same theme




**'The Smartest Giant in Town'**

by **Julia Donaldson** and **Axel Scheffler**

George is a very kind giant who is always ready to help the people he meets.

[\(1\) Storytime for Kids Read Aloud: Smartest Giant in Town by Julia Donaldson - YouTube](#)



**'Waiting'** by **Kevin Henkes**

This is a story about five friends who wait together, next to a window. What will they see?

[\(1\) Read Aloud "Waiting" by Henkes - YouTube](#)

**Table Top Discussions**

Each day over a mealtime, have a quick conversation. Here are a few questions to get you going.

- What things are easy to wait for and what things are hard?
- Who is the best person at waiting in your family?
- Who likes to be prepared?
- How does it feel to miss out on something?

Thinking about the characters....

- The wise girls
- The foolish girls
- The bridegroom
- The wedding guests

Think about each of the characters in the story and how they felt at the beginning, in the middle and at the end of the story. Would they do things differently at the next wedding they go to?

## What's in the box?

What treasures can you find to put in the box for your little ones to explore?

Perhaps older children could help find the things.



Use a box or a bag to hold the treasures and encourage any little ones to explore what's in the box/bag each week to go with the Bible story.



Something a child might wear to a wedding or some photographs of a wedding



A torch




A watch or child's clock or sand timer



Something with rainbow colours for God's promise



A dark piece of fabric to represent night-time



A child's Bible




## Pray Together

### Attitude Prayer

When we go out on a journey or to work, nursery or school, we often get a bag ready to take with us so we've got all the things we might need. This prayer is about making sure we pack the right attitudes too, so we can do what God asks us, no matter what it might be. It's about being prepared.



You might want to get a bag to put some things in to symbolise what attitudes you want to pack, or you might want to draw the things or write the words. You don't need to use our ideas – have some ideas of your own.



- Gentleness** – Jesus, help us to be gentle when we meet someone who needs looking after. (plasters)
- Kindness** – Jesus, help us to be kind and comfort people who are sad. (tissues)
- Generosity** – Jesus, help us to be generous when we see people who are in need. (a heart)
- Care** – Jesus, help us to take care of your creation (the world)
- Joy** – Jesus, help us to spread your good news everywhere we go (a smile)
- Faithfulness** – Jesus, help us to be strong when we're tempted to forget you (a cross)
- Hope** – Jesus, help us to trust that you're always with us and that God's promises are always true, even when we are not sure (a rainbow)
- Wisdom** – Jesus, help us to make good choices in all we say and do (a light)

As you put each thing in the bag, say this prayer together.

*Help us to be ready*

*To live, love and be joyful in your presence.*

*Thank you for your love*

*Amen*



## Pray Together

### Prayers with Actions




A prayer with an action response

#### Help me to be ready

Help (Place one hand with a clenched fist and your thumb pointing up in the palm of your other hand and move them upwards)



Ready (palms facing down tap your hands to your chest twice)



Dear God,

When someone needs us to help them,  
**help us to be ready.**

When someone needs us to comfort them,  
**help us to be ready.**

When someone needs us to share what is ours,  
**help us to be ready.**

When someone needs us to act with courage,  
**help us to be ready.**

When someone needs us to be patient,  
**help us to be ready.**

When someone needs to hear of your love,  
**help us to be ready.**

Lord God, you are always ready to hear us and help us.  
May we learn from you and be ready to serve in your name.  
**Amen.**

Help us to look ahead, Lord.  
Help us to be strong and ready  
for whatever may come.

(Shade eyes with hand)  
(‘Strong man’ pose)

Teach us not to rely unfairly on others,  
but to be responsible for ourselves,  
while keeping an eye out for our friends.  
**Amen.**

(Wag finger)  
(Thumbs up)  
(Point to your eye)

Prayers adapted from ROOTS for Churches



## Pray Together

### Planning Payers

**You will need:** Circle of strong card or a paper plate  
A card arrow to act as a pointer for the circle  
Paper fastener



Fasten the pointer to the centre of the card circle using the paper fastener. Around the edge write these words: today, tomorrow, next week, next month, next year.

We want always to be wise and prepared like the girls who had plenty of oil for their lamps. Move the pointer around the circle and talk to God about what might be happening today, tomorrow etc. Ask God to help you be prepared and make good decisions.

*Dear God*

*Help me to like a lamp for Jesus.*


*May his love be our oil,  
burning brightly*

*and shining your light for others  
Amen.*

*I wonder if you've ever been a bridesmaid or page boy or had some other role at a wedding, or if you'd like to?*

*I wonder how well organised you are?*

*I wonder what skills you have to help you do what Jesus asks you to do each day?*



*I wonder who you know who's wise?*

*I wonder what you think this parable (story with a meaning) is about?*

**Illustration by**

<http://sersaldelatierra.blogspot.com>



## To Do Together...



### Jar Lamps

**You will need:** Jam jar  
A tealight candle  
Or A jam jar with a lid  
A shoelace or string  
Vegetable oil

#### What you do:

Decorate your jar.

You could use a heart-shaped template to cover the glass and then spread glue and glitter over the glass before removing the template to leave the shape of the heart on the glass. Or you could use Sharpies or glass pens to draw or colour the glass. You could stick coloured tissue paper or sweet wrappers on the outside of the glass. Or maybe you've got your own ideas to make it look amazing.

When you have finished, place a tea light inside to create a beautiful lamp.



### Alternatively

Punch a hole in the lid of your jam jar.  
(An adult will need to help you with this)

Using an old shoe lace or string as a wick, cut it to double the length of the jar and cut off the plastic ends.

Thread it through the hole you have punched in the jar lid so that just a little sticks out at the top. To hold it in place, gently press together the flaps created when you made the hole, which makes it secure.

Fill your jar with oil and put your lid on, then carefully trim the wick so that it's the right length. The wick will soak up a little of the oil and will keep soaking up a little more as it burns.

You now have a beautiful oil lamp. (Remember that it is dangerous to play with fire so you must only do this with an adult)

Think of our story. The bridesmaids needed to be prepared to meet the bridegroom whenever he appeared so they had to make sure they had enough oil to last, regardless of how long they had to wait.







## To Do Together...

### Small World Play

**You will need:** Ten dolls, teddies or Lego figures for the bridesmaids  
A doll, teddy or Lego figure for the bridegroom

**What you do:**

Replay the story using your figures.

Who are the five that are prepared, and who are not prepared? Can you act out the story with your toys?

I wonder where the bride might have been. How is this wedding different to ones you have seen, heard about or been to?



To Do Together...




**Lamps**


*Our reading today encourages us to always be ready to display the love of God to all we meet and always be willing to offer the love shared with us all to everyone.*

**You will need:** Paper, card (recycled is fine), scissors, colouring pens, glue.

*Lamp 1 Method: Using the template suggested or design one that works for you.*



*Colour your lamp, stick to card and carefully cut out; you may need a grown up to help you.*



*Fold as shown and glue and stick the lamp together. You could add your own images to the panels if you wish. This could be hung up as a reminder to the passage and what God asks of us.*

*Lamp 2 Method:*



*If you are younger or wish to make a simpler lamp that is great too! Using a A4 sheet of paper, fold in half and cut as shown leaving a 2 cm strip at the top to form your top and bottom of your lamp.*



*Decorate and add colour. You now have a reminder that God wants us to be like lamps that are ready and shine brightly for him.*

# Walking the Way

Living the life of Jesus today

**Our Walking the Way  
Challenge this time is...**

*Everyday Faith:*

*This week's story is all about being ready. And waiting patiently for God to ask you to do something. Of course, if we're going to be ready to hear God's voice, we need to listen. The Holy Spirit helps us to listen to God, so each morning this week, let's ask the Holy Spirit to help us be ready to hear God speaking to us and asking us to say yes.*

*Scrapbooking:*

*A bridesmaid, page boy or usher at a wedding helps the bride or groom with anything that they need to make the day go smoothly. They keep their eyes open for anything they need to do without being asked. Why not cut out a picture of your face from a photo and then design an outfit, or cut one from a magazine, and put your face as though you're wearing the outfit. Then think about what you might write about being ready to serve God or Jesus.*

*Take it Further:*

*Jesus uses a story about a wedding to help us understand his message that it's important to be ready for God. Our "take it further" challenge this week is about weddings. In some countries girls are made to get married very young. We can support them by learning about them and praying for them, and sharing information with others. If we have a little money to spare, we can give to charities like Save the Children and others who work in those countries to help girls stay in education and have more choices about who, when and if they marry.*  
<https://www.savethechildren.org/us/charity-stories/child-marriage-a-violation-of-child-rights>





The  
United  
Reformed  
Church

**families  
on faith adventures**

*at home*

### **Adventurers Go!**

*You've shared together, now share with us!*

*Why not send photos of your crafts, your treasure boxes, your Walking the Way challenges - or dress up to make a tableau of the Big Story and take a photo to send in.*

*Email your photos to: [lorrainewebb@urc.org.uk](mailto:lorrainewebb@urc.org.uk)  
with parental permission for them to be used in publicity and online URC social media.*

*Alternatively, share them on our Facebook page  
<https://www.facebook.com/URCchildren.and.youth/>*

*Remember you can find more resources on our website:  
<https://urc.org.uk/resources-for-children-and-youth>*

*And if you've enjoyed these activities, why not see whether your local church runs Pilots or Friends on Faith Adventures (FOFA) when things get back to normal again.*

*Created for you by*

*Nicola Grieves (Eastern Synod), Judy Harris (National Synod of Wales), Sharon Lloyd (Programme Assistant for CYW), Hannah Middleton (Northern Synod), Philip Ray (Wessex Synod, North), Lorraine Webb (Programme Officer for CYW), Ruth White (Wessex Synod, South) and Jo West, on behalf of the CYDO+ and Children's and Youth Work team.*



The  
United  
Reformed  
Church



Template

