

Welcome to Families on Faith Adventures @ Home!

This resource has been put together for you by the United Reformed Church Children's and Youth Work team and the synod CYDOs and their equivalents.

We hope you will enjoy sharing a time of faith and fellowship together as a family through these stories, games, activities, and prayers. They are designed as a 'pick and mix' of ways to experience God's message through the Bible, exploring what it means to you and express that in words and action. They are not linked to the lectionary but can be used in any order as we explore all the different parts of the Bible.

The Walking the Way challenges are one way of continuing our walk with Jesus throughout the week.

These ideas are designed to be intergenerational - maybe even to be shared with family or friends via the internet.

These activities are planned to be used together as a family and under adult supervision. Please be aware of your family's ages and abilities as some activities may need more adult support than others. **Stay safe and have fun!**



With many varieties of activities and things to do to help explore the theme. Look out for this 'hands on' symbol.

This week's Bible story is:

She Wanted to Give

Luke 21 verses 1 - 4



From



and



Illustration by
Lambsong.co.nz via freebibleimages.com

Get to know your Bible

The Bible is like a library made up of 66 books written by many different people over many years.

The Old Testament books were written before Jesus was born. They are the holy stories he would have grown up hearing and reading. There are 39 of these.

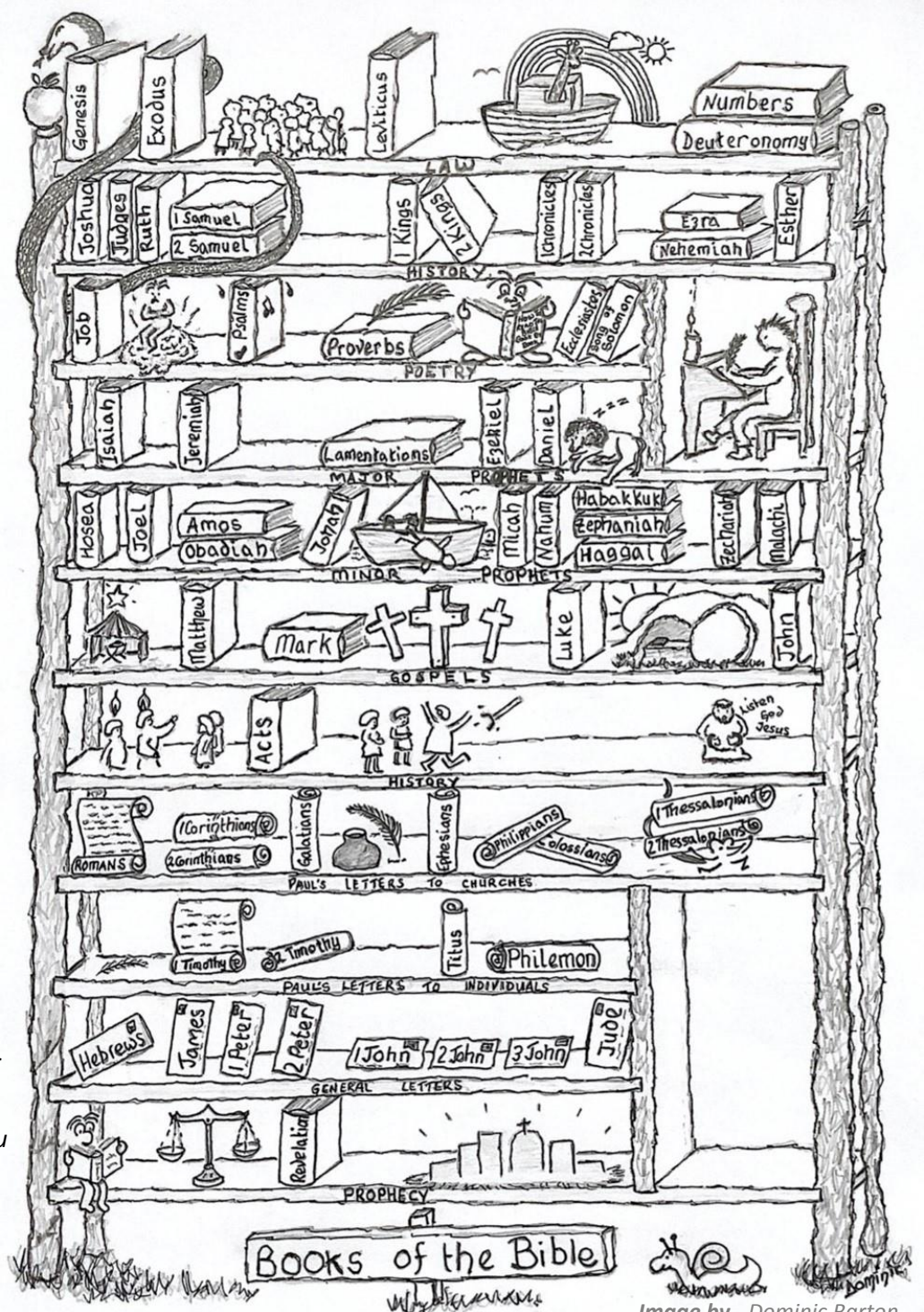
The New Testament tells us the stories of Jesus and his followers. There are 27 books in the New Testament.



Can you find and colour the book on the bookshelf that this week's story is from?

If you have a Bible, see if you can find the story in there.

You could print this out once and colour each new book on the bookshelf as you read stories from it.



Bible context: Luke

The book of Luke was written around 60 AC by Luke, the doctor who became a disciple of Jesus. Luke wanted to show that Jesus was God's son, who came to the world for everyone, Jew, Gentile, rich, poor, an extraordinary Saviour for the ordinary everyday people. This is why his books tell the stories of everyday people and their part in God's big story. In this story, we are reminded that it is the heart you have when giving, not what you give.

Online versions of the story

Watch and Listen

An animated version of the story <https://youtu.be/GivTS-DBBWl>

Animation by Care Bear Bible Stories for kids <https://youtu.be/vW-uWMZB23o>

An animation <https://youtu.be/tUwcMlbBml8>

Dance and Sing

Give a Little Bit More, by Jovis Bon-Hovis <https://youtu.be/Hl6rICWzz0q>

A Gift to You is sung by children, written by Frank Hernandez https://youtu.be/J_q76phMf5E

The Giving Song by Christian Island <https://youtu.be/moETCueHCfc>

We are the world by Michael Jackson performed by the Blue Voice Children's Choir Hamburg <https://youtu.be/dH6suPfbTt8>

The Story: Luke 21 verses 1 - 4 (from The International Children's Bible)

Jesus saw some rich people putting their gifts into the Temple money box. Then Jesus saw a poor widow. She put two small copper coins into the box. He said, "I tell you the truth. This poor widow gave only two small coins. But she really gave more than all those rich people. The rich have plenty; they gave only what they did not need. This woman is very poor, but she gave all she had. And she needed that money to live on.

Scripture quotations are taken from the International Children's Bible®, copyright © 1986, 1988, 1999, 2015 by Tommy Nelson. Used by permission.

Ideas to Retell/Explore the Story

I love sitting watching all the activity in the temple; the comings and goings, catching snippets of conversations; and I love to notice all the people and take in the sounds and sights of this busy place. I usually sit near the temple money box, the tinkling of the coins sometimes sounds like music. But most of all I love to watch how people present their gifts.

Some people simply slip their gift in with no fuss. But some make a big show of it, and I hear the clatter of many coins going into the box. The rich people are especially showy, flashing their cash and making sure everyone knows they are very generous.

Jesus is in the temple today, and he always draws a crowd. The place is buzzing with chatter and a sense of expectation about what he may say or do.

I noticed Jessie in the crowd. She is a local widow who has always been so kind but she really has nothing and works so hard for the little she has. I see her in the temple most weeks and she always has a smile for me. I watch and listen as she goes up to the money box to give something. Very softly....clink... clink... she put all the money she has in.

Wow, why would she do this? How is she going to live when she has given all she has? What a silly thing to do!

Jesus sees her and turns to his friends. "Look at this woman. she has given everything to God. This is true generosity, giving everything, not just what you have left over," he says to them.


I wonder how I can be as generous as Jessie? What faith she has! As I sit and wonder, I am amazed at how big her heart is to give everything to God like that. How many of us have a heart of generosity like hers?

Tomorrow I will not sit and watch. I will give and do all I can with a heart as big as Jessie's.

A starting point for giving with love


I wonder what you can give away, and what a difference it might make to the people around you. As a starting point, why not have a clear out of things you do not need anymore and make a swap shop table at church or outside your house? Maybe what you give will be just the thing someone else needs!

Modern Parables – books that explore the same theme




'Badger's Party' by **Hiawyn Oram**

When Badger hosts a party, he asks all of his woodland guests to bring something. Mole can't think of something and soon discovers that giving all of yourself can be a very best thing to give.




'The Quiltmaker's Gift' by **Jeff Brumbeau**

A quiltmaker makes the most beautiful quilts - but she will give them only to those who have nothing. When a king insists that she give him one of her quilts, she tells him to give away all he owns. He finds out the true reward for his generosity has been the smiles of those he has helped.



'Stone Soup' by **Heather Forest**

A retelling of the folktale about two travellers who are not welcomed by the villagers as they thought, but as they come to realise the villagers have nothing to give, until they learn the recipe for Stone soup.



'The Berenstain Bears Think of Those in Need'

by **Stan Berenstain and Jan Berenstain**

Stuff in the closets, stuff in the drawers, stuff in the attic -- too much stuff everywhere! Mama Bear convinces the family that cleaning out the house can not only simplify their cluttered lives, but also benefit those who are in need!

Table Top Discussions

Each day over a mealtime, have a quick conversation. Here are a few questions to get you going.

- *I wonder what you have learned from this story today?*
- *I wonder what your favourite part of this story was?*
- *I wonder what we can give to God this week?*
- *I wonder if giving is always about money?*
- *I wonder what a difference we could make if we gave generously from our heart?*

What's in the box?

What treasures can you find to put in the box for your little ones to explore?

Perhaps older children could help find the things.



Use a box or a bag to hold the treasures and encourage any little ones to explore what's in the box/bag each week to go with the Bible story.



A bag with coins in



Something with rainbow colours for God's promise

A receptacle to hold the coins, preferably one which will make a noise



A toy to represent the two people, one rich, and one poor



Pray Together

Searching Prayer

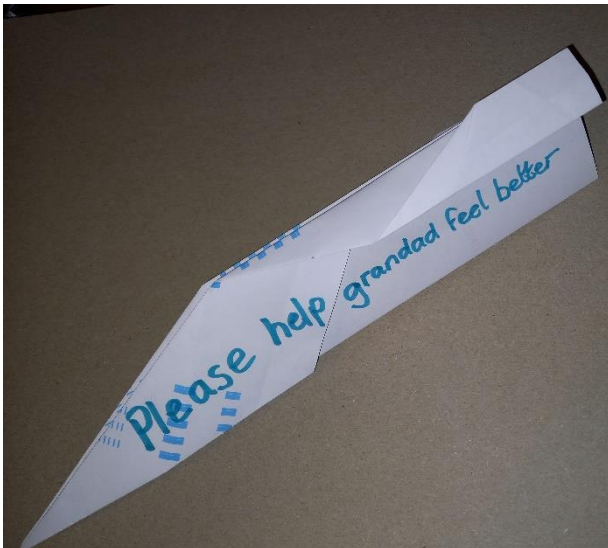
You will need: Sand or similar
Coins/ beads
Container to hold the sand



Sometimes we need to stop and think about what it is we can give to God.....this is called searching our heart. To help us focus on searching our hearts, we are going to search for some coins in the sand. Sift through the sand with your hands, or sand toys if you have any, and each time you find a coin shout out, 'I give you my heart, God.'



Arrow Prayers



It is very easy to think that God expects great long prayers with complicated words. After all, these are what we often hear in church or school assemblies. Even the Lord's Prayer can be quite hard to understand and to remember. But what God really cares about is not how long or complicated our prayers are, it's what's in our hearts when we talk to God. And that's where arrow prayers come in.

Arrow prayers are one sentence prayers which we can send off to God whenever we want to, like firing an arrow.

Arrow prayers often have a simple beginning.

Why not try some of your own, maybe using these starter words to help you:

God, please help..... Thank you for..... God, I'm sorry that....

Arrow prayers can be said out loud or quietly in your heart.... or



even made into a paper dart using some scrap paper and thrown!

Pray Together

Mini Prayer Banner

You will need: Small piece of paper/ card
Sticks
Pens
Pictures (optional)
Glue (optional)



Using a small piece of paper or card, create a mini prayer banner. Onto the banner draw, write or stick pictures of all the sorts of things we could give away to God and to others. Try to include a mixture including material things such as toys and things which do not cost us such as time or love. Use sticky tape to attach a stick on either end of the paper to create your 'banner'.



I wonder what the widow was thinking when she gave the money to God?

I wonder what other ways you can give to God?

I wonder what the rich man was thinking when he gave the money to God?



I wonder what would have happened next for the woman and for the rich man?

I wonder what people have given to you in the past and what you value most?



To Do Together...

Coins In The Jar Sensory Bag

The widow in the story had very little money to give, but she gave all she had. Here is an idea to help retell the story and to have some fun getting the money into the jars using a sensory bag.

You will need: Zip lock bag
Cheap hair gel
A few pennies
Permanent marker
Strong tape



On the Zip lock bag, using a permanent marker, make the outline of a jar ready to collect the coins. Allow the marker pen to dry fully. Fill the bag with the hair gel and drop in the pennies. It is a good idea to seal the bag with strong tape to prevent the bag from opening whilst in use. Spread the gel and the coins out across the bag and move the coins to the bottom. Now have fun getting the coins into the jar. Can you get them all in the jar without losing any?



To Do Together...

Secret Messages

The widow did not make a big show of giving her coins, even though they were all she had. I wonder if you can give a secret message to someone unnoticed? It might be a message of thanks or love or a Bible verse.

You will need: Some sticky notes, or some clothes pegs
A pen

Write your message on the peg or the sticky note and leave the message for someone without them seeing you. You could place the note on a lunchbox, in a cupboard door, on a mirror or, for even more of a challenge, try clipping the peg or sticking the note on to someone's clothing without them noticing so that a kind message comes as a complete surprise when they find it.

Remember the idea is to do it without being seen!



To Do Together...

Promise Coins

In our story we have learnt that it is important to give all we can with a generous and thankful heart for God.

You will need: Paper
Pencils/ crayons
Coins
Scrap card
A jar or clear container



What you do:

Place coins under plain paper and rub with a pencil or crayon and watch the image appear on the paper. Continue to make as many coins as you think you may need.



Cut them out and stick onto card to make them stronger.

On the reverse, write some different ways you may offer help or encouragement to other friends and family. It maybe by doing a chore to help them, giving them a smile or a kind word, praying for them, listening when they want to talk etc.

Place the coins in a jar.

Pick one out each day and see if you can do what is suggested on your coin. Maybe each member of your family could pick a coin so the giving grows.



Walking the Way

Living the life of Jesus today

**Our Walking the Way
Challenge this time is...**

Everyday Faith:

This week we have been thinking about giving from the heart – generous giving, quiet giving, giving out of love not for show. Can you continue this theme through the week, giving generously to God and to others without waiting for people to notice? How about letting someone else in your family have the biggest helping of something good to eat? How about giving someone the gift of your time and trying not to rush them, just because you've got something else you want to do? Or letting someone go before you in a queue or turn taking?

Scrapbooking:

We have found out how to do coin rubbings this week. Can you do some rubbings of different coins and put them into your scrapbook? Look up Luke 12:34 in your Bible or on a Bible App or <https://www.biblegateway.com/passage/?search=Luke+12%3A34&version=NIVUK> Have a think about what this verse might mean and write it under your coins.

Take it Further:

Not everyone can afford to make big donations of money to charity, but there are things you can donate that won't cost you anything. You can donate used stamps to the RNIB. You can donate foreign and out of date coins (the sort you find in the bottom of drawers or down the back of the sofa) to a wide range of charities. Some places take milk bottle tops, unwanted jewellery etc. Lions clubs collect used glasses and hearing aids (get permission from the owner first!). Perhaps you could even set up a collecting point at your school, church or place of work.



The
United
Reformed
Church

**families
on faith adventures**

at home

Adventurers Go!

You've shared together, now share with us!

Why not send photos of your crafts, your treasure boxes, your Walking the Way challenges - or dress up to make a tableau of the Big Story and take a photo to send in.

*Email your photos to: lorrainewebb@urc.org.uk
with parental permission for them to be used in publicity and online URC social media.*

*Alternatively, share them on our Facebook page
<https://www.facebook.com/URCchildren.and.youth/>*

*Remember you can find more resources on our website:
<https://urc.org.uk/resources-for-children-and-youth>*

And if you've enjoyed these activities, why not see whether your local church runs Pilots or Friends on Faith Adventures (FOFA) when things get back to normal again.

Created for you by

Nicola Grieves (Eastern Synod), Judy Harris (National Synod of Wales), Sharon Lloyd (Programme Assistant for CYW), Hannah Middleton (Northern Synod), Philip Ray (Wessex Synod, North), Lorraine Webb (Programme Officer for CYW), Ruth White (Wessex Synod, South) and Jo West, on behalf of the CYDO+ and Children's and Youth Work team.



The
United
Reformed
Church