




Faith Adventures for Children Together



*Committed to URC Children Together:
enabling everyone to grow more like Jesus
together in the home, church and beyond.*

For guidance on the purpose of the resource and how to use it as a launch pad for your engagement with children and families, please use this link:
<https://urc.org.uk/wp-content/uploads/2023/01/FACT-how-to-sheet.pdf>

2 Chronicles 1: 7-12 – Solomon requests wisdom

Theme: Changes ahead

Contents:

Introduction	1
Together	2
Experience	4
Explore	4
Express	6
Handouts	10

Introduction: What would be helpful to know in my planning?

Chronicles

The book of Chronicles can be found in the Old Testament. The book details the family lines and the succession of some kings. The second book looks particularly at the reign of David and then his son Solomon. That is where we pick up the story. When God asks Solomon what he would like, he asks for wisdom, not wealth or anything else. I wonder why? After all, he could have asked for anything. It’s worth pondering yourself on why Solomon may have chosen wisdom over everything else. Could it be because he knew he needed that to make the changes necessary to be the best king he could be? Did it perhaps have anything to do with the advisors around him and whether they were the right people to ask advice from? Solomon chose what was needed over what was wanted. He knew he needed God’s help, in order to help change happen.

The children and young people will be in a stage of change themselves, either through year changes at school or transitioning between primary and secondary school. There may be other changes for some of these young people, changes you will need to be aware of in your planning and discussion time.



Together

How do I help my group to come together and get started with the theme?

Gathering prayer

Jesus, our friend

(use alternate index fingers to point and tap the middle of opposite palms)

Be with us today

(two hands, palms up in front of you, move up and down twice)

As we share together,

(two hands, palms up in front of you, move one forward and one back and alternate twice)

Pray together,

(hands together, palm against palm, as though praying)

Play together,

(hands to each side, palms up, make two small circles outwards)

And get to know you better,

(point up with one hand)

As children together in your family

(one hand out, palm down in front of you, move it sideways and up in three 'steps' as though to indicate children of three different heights)

AMEN

(Two thumbs up, and bring fists slowly together to meet in front of you)

OR

Thank you, God, for bringing us together today.

Help us to grow closer to you in all we do.

Help us to speak and to listen, to learn and to grow together,

Adventuring together with you wherever we may go.

Amen

In-person game

Balloon String Challenge – When completing tasks, it's good to have knowledge of the task in hand. There might be a need to ask questions before you start a task.

Solomon used the wisdom God gave him to make knowledgeable decisions. This game highlights what can happen when you don't have all the facts and knowledge ahead of a situation and what happens if you don't ask questions.

Materials Needed – String, Scissors, Balloons

This challenge is completed in two parts. Start by revealing the instructions to part one. Do not reveal the instructions for part two until after everyone has completed the first instructions.

Part 1

Cut two pieces of string and tie an inflated balloon to one end of each string. **Choose the string length that you think you will need for the next part of the task.** Give them a minute or two to do this and say 'if there



aren't any questions we shall begin' (Unlikely anyone will have any but if they do answer with as little information as possible.)

Part 2

Tie the other end of the strings around each ankle.

Use your feet to burst other players' balloons. When both of your balloons are burst you are out and must sit down. Last player with balloons remaining is the winner.

Explain that they had the chance to ask questions but either chose not to or didn't ask the right ones. Wisdom and knowledge are useful tools when making decisions.

Online game

The Price Is Right

Solomon had the chance to ask for anything of God but made the choice to ask for what he needed, rather than wanted. What he needed was more valuable and would help with the changes needed under his rule.

This game helps to introduce the idea of making choices, choices based on what we need or want, and to help explore the reasons behind them.

The game invites participants to consider two items and decide which is worth more (worth can be measured in either cost OR value – you decide – but encourage your group to share their thoughts).

Remember to come up with questions that are relevant to the age and ability of your group.

Start off with some easy ones e.g.

- A tin of Heinz Baked Beans and a can of Tesco Value Baked Beans
- A Rolls-Royce Phantom and a Skoda CityGo
- A Louis Vuitton handbag and an ASDA Bag For Life

(Although these have different costs, they might have different values depending on context – good luck carrying home your weekly shop in a handbag!)

As the group get used to choosing and explaining their choices, move on to more difficult/abstract comparisons:

- A 3-bedroomed house in Salford and a 1-bedroomed flat in central London
- A lake and a forest
- Freedom and security
- Wisdom and knowledge



Experience

For this story we recommend using the Children's International Bible

<https://www.biblegateway.com/passage/?search=2%20Chronicles%201%3A7-12&version=ICB>

Where can I find the story online?

Under fives - cartoon by Saddleback Kids <https://youtu.be/ihnnK9vQ3nM>

Over fives - Solomon's wisdom by Lifekids <https://youtu.be/Zt69TIZzA4c>

Songs to support the story

Under fives - W-I-S-D-O-M by Sovereign Grace Music <https://youtu.be/EDJzWlghkz4>

Over fives: God is here by Leo Roberts - <https://youtu.be/k9Em2WXUIZg>

Lord I need you by Kids Version <https://youtu.be/1sJBQYOT1wk>

Explore

Ideas and activities to explore this week's Bible passage together

A way to explore the story

Solomon recognised that there are certain tools required to do a job well. He saw that wisdom was a tool that he'd need to be a good leader.

Dressing up Relay

Preparation

Before the session starts you will need to prepare a set of objects that link to particular jobs (such as: wooden spoon for a chef or brush for a cleaner) and corresponding job titles written on pieces of card or paper.

Depending on the size of your group, you could split them into two or more groups to complete the relay race.

You will need a set of objects and name cards for each group. Spread the objects out at one side of the room and have the job titles, in envelopes or in a bucket or box to be chosen from randomly, at the other side of the room. The teams will wait, in a line, behind the job title envelopes or container.

Relay, steady, Go!

One at a time, the first team member in line must choose a job title and run to the selection of objects. They must decide which is their object, run to the back of their team line and wear or hold up the object. When they are in place, the next person can choose their job title. The first team to be wearing or holding all the correct objects is the winner. If a team doesn't have the correct matches, they must choose which objects to swap.

Will teams shout advice to each other? Will they watch what other teams are choosing? Will they ask for help or advice? You can talk as a group after the activity and ask them who they were listening to when they made




their choice and whether it was easy or hard to make a decision with lots of different advice happening at the same time. You could also discuss why they chose the objects they did.

Easier or harder

You may decide to split your groups according to age. For younger children, make the objects match the job titles more clearly and choose jobs that are very different. For older children you could choose jobs that are more similar and one object that could be suitable for more than one job, to make the relay more challenging.

Modern parables

Jesus used stories to help people understand the things of God, even though they weren't necessarily overtly Christian stories. Lots of children's books can be used in a similar way as a conversation starter on the week's theme. Examples are shared here but you may think of others too.



Yoshi the stone cutter by Becca Heddle

<https://youtu.be/HxeV3o6RZwQ>

A child reads this traditional Japanese story about a stonemason called Yoshi who gets special wishes. What will he ask for? He could use his wishes to be anything he wants to be. Will he make the right decisions? Or will he learn that it is best to be who you are?

Talking together: How might we talk about the story together?

- What three things would you ask for? Would they include things you want and need?
- Is there a difference between wisdom and knowledge? Do you need both? Where do you get your wisdom and knowledge from?

Wondering together: suggested questions to use during activities

- I wonder why Solomon asked for wisdom and not wealth, strength, or power?
- I wonder what you might need to ask God for, for any changes ahead?

What's in the box (for under fives)

Use the special box or bag and sing "What's in the box/bag? What's in the box/bag? Let's see, let's see, what's in the box/bag" (to the tune of The Farmer's in the Dell). You could tap the top of the box twice after the word 'box'. Pull out the things one by one and then let the children play with them, talking about the theme or the story in simple terms.

This week's box could include:

- Dictionary/ encyclopedia/ info books – explore the difference between knowledge and wisdom.
- Coins – Explore what would you rather have – wisdom or wealth.
- Crown – the king asked for wisdom as he started ruling the kingdom, what would you ask for?
- 8 Ball, decision dice or paper fortune teller – what could help you to make good decisions.
- Misfits game – when we make small changes, we can make a big difference, but we need to do it well and do it wisely.
- A set of play people to act out the story or random shapes/bits you can move around to make pictures from the story as you tell it (e.g. stones, felt, twigs etc)



Express

Praying together: how can you involve the children actively in prayer?

You could choose between the creative prayer and the spoken prayer below or encourage the children to give their own suggestions for a prayer. You could pass a soft toy or object from person to person and the person holding it can either pass it straight on or say a prayer and pass it on. Leaders should sit amongst the children and model with simple thank you, sorry or please help prayers.

Solomon knew he needed God's help to rule when all those around him were not making good choices and he asked God for what he needed, wisdom.

Melting ice prayers

You will need:

Ice cubes

A tall glass, jug or bowl half filled with water

Think of a situation you might want to change - what is it you need to ask God for? Perhaps there is something you would like to do well or have already done that you were not pleased with. Take an ice cube and drop it into the water. Watch as the ice cube slowly changes and becomes water. As the ice cube disappears, think about your prayer and take some time to be quiet with God. When the ice cube has completely melted, you can say amen.



You can do this as a group activity with a glass jug or bowl and everyone can add their prayers or individually with each person having their own glass.

Know that God hears our prayers and can help us to change.

Spoken prayer

Serenity prayer

The serenity prayer is said around the word and asks for courage and wisdom. Here is an adaptation of the prayer to say together.

Dear God

Please help me live with the things I cannot change,
help me to be brave to change the things I can and
help me to know what I can change and what I cannot.

Amen

Responding together

Here are some suggested crafts and activities, and there is a colouring sheet at the end of this resource. You could also use small play toys and/or have a basket of resources available so children can choose their own way to respond. See here for more suggestions. <https://urc.org.uk/wp-content/uploads/2023/01/FACT-how-to-sheet.pdf>

With an online group, plan whether to deliver any resources in advance or how you will encourage them to use what they've got to hand in their response.



However you do it, it is good for the adults to engage in the response too, and all chat together.

Wise Cakes

Make some small fairy cakes together and, whilst they are cooling, write some words of wisdom onto small bits of paper.

It could be wisdom from the bible or just wisdom from yourselves.

Tape your wisdom paper onto toothpicks so it looks like a little banner.

Now decorate your cakes to make them look fabulous.

Finish them off with your words of wisdom.

Now you just need to decide who will give your cake to.



Top tip: you could roll up your paper and insert into a spaceship sweet that has had its tip cut off and the sherbet removed. It could then be added to the top of a decorated cake. (Remind the recipient to remove the paper and read before eating the cake)

STEM Activities – Exploring Changes

Kitchen Roll Chromatography

Video instructions available on YouTube via this link - <https://youtu.be/GFDUWsDDdBU>

Materials needed: Kitchen roll, scissors, felt tip pens, water, bowl or cup

This experiment could be completed in pairs if you have a large group.

- Cut the kitchen roll into long strips around 2cm wide.
- Draw a coloured dot with the pens around 2-3cm from one end of the strip.
- Pour a small amount of water into the bottom of the bowl or cup.
- Place the end of the strip with the coloured dot into the water. You should only place the very tip of the paper into the water, so that the dot remains outside of the water. Allow the rest of the strip to hang over the edge of the bowl or cup.
- The water will be absorbed by the paper and will travel along the strip.

What happens to the coloured dot?

What changes do you see?

- Try using different coloured pens.

Everyday with Jesus – Walking the Way

What could we do this week to carry on what we've learned? Maybe members of the group could come up with a suggestion. If not, get them to choose from these two challenges:

- Share the link for a family film night Puss in boots, the last wish which explores change

<https://www.urcwessex.org.uk/wp-content/uploads/2023/05/Puss-in-Boots-The-Last-Wish.pdf>

- Consciously stop for a moment when needing to make choices and asking God to help you choose wisely .



We hope you enjoyed exploring Solomon's wisdom with us.

Please let us know what you liked or what you would find useful by emailing lorrainewebb@urc.org.uk

Why not have a look at next week's resource on **John 8: 1-12**

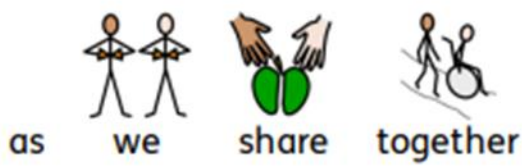




Jesus our friend,



be with us today




as we share together




pray together



play together



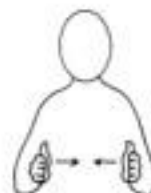
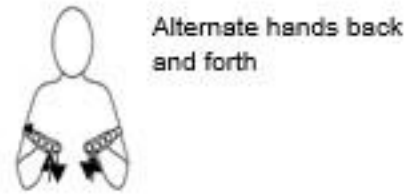
and get to know you better



as children in your family



Amen






Illustration by Jill Kemp and Richard Gunther via lambsongs.co.nz via freebibleimages.com

