




Faith Adventures for Children Together



*Committed to URC Children Together:
enabling everyone to grow more like Jesus
together in the home, church and beyond.*

For guidance on the purpose of the resource and how to use it as a launch pad for your engagement with children and families, please use this link:
<https://urc.org.uk/wp-content/uploads/2023/01/FACT-how-to-sheet.pdf>

Philippians 2:19-26 – Paul and Timothy

Theme: Sharing faith and friendship with people of different ages

Contents:

[Introduction](#) 1

[Together](#) 1

[Experience](#) 2

[Explore](#) 3

[Express](#) 5

[Handouts](#) 8

Introduction: What would be helpful to know in my planning?

This session explores the friendship between Paul the apostle and Timothy his young friend. Paul is an older man nearing the end of his ministry and has been working with Timothy with a view to passing the baton on to him. It is an intergenerational, mentoring relationship. The passage provides us with an opportunity to think about who we look up to and learn from whilst also recognising that children are equal partners in the faith (check out the URC Charter for Children for more info <https://urc.org.uk/wp-content/uploads/2022/08/Children-and-Youth-Charter-for-Children-with-simplified-text.pdf>). It provides opportunity for the children to explore questions such as what interests and skills they bring to the church, what they could contribute and who would encourage and support them.

It provides your group with the opportunity to invite adult members of the congregation to join the session (not as helpers but as full participants) and possibly make links with the group that could be developed further. If you are in a situation where this is not possible, you could always invite the parents to join the session. A lot of the activities are drawing on the strengths of relationships and encouraging each other, asking how does the intergenerational friendship equip us to share our faith.



This would also make a brilliant all age service – you could ask the church if you can take over a service or ask your adult house group to join it if it's during the week. Run your session as the intergenerational offering that week.

Safeguarding: you will need to be vigilant and complete a risk assessment that reflects the involvement of other adults.

If you find that this session leads to potential mentoring relationships between adults in the church and the children, we recommend you take time to set this up within a safe and formal structure. Guidance can be found here <https://nationalmentoringresourcecenter.org/resources-for-mentoring-programs/> and we recommend you take advice from your church Safeguarding Officer and Synod CYDO.

Together

How do I help my group to come together and get started with the theme?

Gathering prayer

Jesus, our friend

(use alternate index fingers to point and tap the middle of opposite palms)

Be with us today

(two hands, palms up in front of you, move up and down twice)

As we share together,

(two hands, palms up in front of you, move one forward and one back and alternate twice)

Pray together,

(hands together, palm against palm, as though praying)

Play together,

(hands to each side, palms up, make two small circles outwards)

And get to know you better,

(point up with one hand)

As children together in your family

(one hand out, palm down in front of you, move it sideways and up in three 'steps' as though to indicate children of three different heights)

AMEN

(Two thumbs up, and bring fists slowly together to meet in front of you)

OR

Thank you, God, for bringing us together today.

Help us to grow closer to you in all we do.

Help us to speak and to listen, to learn and to grow together,

Adventuring together with you wherever we may go.

Amen



Intergenerational game with under 7s

This is a circle time game. Invite everyone, including adults, to bring in their favourite toy or something they like to do. Place all the items secretly in the centre of the circle and then work as a group to see if you can guess whose is who's. Ask why the children put each item with certain people. Keep the game brief and at a good pace but allow time for discussion if appropriate.

Online game

Who said this?

This game works well online or in person and is best with an intergenerational group. Ask the question "When I was seven...." Each person writes their answer on a piece of paper and gives it to the leader. If online, use a whiteboard and write your contributions on their, everyone writing at once. Then look at each in turn and guess the age of the person who wrote it. (Make sure any adults in the group are OK with revealing their age. Otherwise try to group older answers into "in their fifties" or "in their sixties" etc.)

Experience

For this story we recommend using the Good News translation

<https://www.biblegateway.com/passage/?search=Philippians+2%3A19-24&version=GNT>

Where can I find the story online?

Under fives: God's Story: Timothy – by Crossroads Kids' Club

<https://www.youtube.com/watch?v=w4GSFluzBSA>

Over fives: Timothy and Paul by Loop Show Clips

<https://youtu.be/f87mSAPnkKM?si=iSUHPoLZzlcQFUA6>

Timothy Bible Story - by Trueway Kids <https://www.youtube.com/watch?v=GYBjoZuphPU>

Songs to support the story

Under fives: The sing team kids – What a friend we have in Jesus

<https://www.youtube.com/watch?v=IRZC0hy9U8k>

Over fives: Chris Tomlin – I will follow you

<https://www.youtube.com/watch?v=fWk9I26nX5w>

Explore

Ideas and activities to explore this week's Bible passage together

All-age storytelling - Big ideas!

As you may have visitors in your group, it may be worth doing a short ice-breaker before starting the group work. Ask everyone to sit in order of age. Starting with the oldest person, they should introduce the person sitting next to them to the rest of the group. If they do not



know the person next to them, they can ask them their name before the ice-breaker begins. They should share one thing about that person – either something they know or, if they don't know the person well enough, something they've observed. The youngest member can then introduce the leader.

Storytelling

Break into small groups of mixed ages. Each group should choose a favourite story from the Bible to re-tell to the rest. It could be today's story or something completely different.

Agree on a creative way to re-tell the story. You could use pictures, puppets, small world toys or drama. Groups should be prompted to focus on the most important parts of the story and what order they happen in. After having some time to practise, each group can share their story with the other groups.



Modern parables

Jesus used stories to help people understand the things of God, even though they weren't necessarily overtly Christian stories. Lots of children's books can be used in a similar way as a conversation starter on the week's theme. Examples are shared here but you may think of others too.



Pixar short: **La Luna**

<https://www.youtube.com/watch?v=z73dtVAp53s>

Talking together: How might we talk about the story together?

- Who do you look up to in the church, who could you learn from? Is there anything you could teach them?
- How do you think Timothy learned from Paul, and what do you think Paul learned from being friends with Timothy?

Wondering together: suggested questions to use during activities

- I wonder who you look up to who is older or younger than you? What do they mean to you?
- I wonder if all your friends are the same age as you?
- I wonder who talks with you about Jesus?



What's in the box (for under fives)

Use the special box or bag and sing "What's in the box/bag? What's in the box/bag? Let's see, let's see, what's in the box/bag" (to the tune of The Farmer's in the Dell). You could tap the top of the box twice after the word 'box'. Pull out the things one by one and then let the children play with them, talking about the theme or the story in simple terms.

This week's box could include:

- Play figures (preferably of different ages and if they can be joined and parted somehow, like with Velcro or bricks) – play with these figures, talking about how we can be good friends to each other whether near or far. That we can be good friends with people of different ages
- Bandages – Wrap a person's arm with bandages and talk about how we feel when a friend is not feeling well. What can we do to help them feel better?
- Postcards with bright pictures on the front (Could laminate them but ensure the corners are rounded) – see which card stands out to them, which is their favourite. Do they ever send postcards or receive them?
- Map and sticky coloured dots – stick the dots on the map to represent where you are but also of people they know of who live in other places. The people in the story were good friends but miles apart so they wrote letters to each other
- Paper and pens – to write own letters or postcards
- Tea set – talk about how we can serve each other. Play cafes and take turns to serve each other
- A set of play people to act out the story or random shapes/bits you can move around to make pictures from the story as you tell it (e.g. stones, felt, twigs etc).

Express

Praying together: how can you involve the children actively in prayer?

Praying hands prayers


You will need:

- Coloured card
- Scissors
- Pens/pencils/crayons

This creative prayer is based on the five-finger prayer activity but gets everyone to think about their own prayers for their hands linking and praying for those people who have encouraged them.

On a sheet of card, draw around your hand and then cut it out. It might be good to swap hand shapes with someone of a different age to help us think about what we offer to the other generations in the way of friendship.

Encourage everyone to write or draw a prayer on each finger, thinking about asking God's help to be a good friend and saying sorry for times you've not been a





good friend, or maybe writing a prayer for the people who are your friends. Below are some ideas that could be included but it is good for everyone to come up with their own prayers.

On the reverse of your hand shape, write the names of people who have encouraged you and helped you and who you want to say thank you to God for.

When everyone has completed their hands, play some quiet music and get everyone to hold their hand between their hands in prayer. Just spend some time quietly thinking about the things you have written or drawn and offering them to God. Fade the music and end with an amen.

Here are some ideas for the praying hand to get you started:

Dear God please help me to ... be kind, care for others, be helpful, share, say thank you

Spoken prayer

Using hands to help us pray.

This would work well in children's groups but is also a great idea for intergenerational prayer at an all age service or Messy Church.

Encourage the children to sit next to someone who has helped or encouraged them or one of the other members of their group, so that they can pray together.

Dear Jesus

We hold our hands out to you in prayer (*hold out both hands, palms up*) and think about the people who need help.

We hold our hand to one another in friendship (*join hands with partner*) and give thanks for our friends and those who help and encourage us.

Lord Jesus, keep us in your love, (*Join fingertips to make a heart with partner*)
Help us to remember that we are God's friends, and help us to show love to one another.
Amen

Responding together

Here are some suggested crafts and activities, and there is a colouring sheet at the end of this resource. You could also use small play toys and/or have a basket of resources available so children can choose their own way to respond. <https://urc.org.uk/wp-content/uploads/2023/01/FACT-how-to-sheet.pdf> .

With an online group, plan whether to deliver any resources in advance or how you will encourage them to use what they've got to hand in their response.

However you do it, it is good for the adults to engage in the response too, and all chat together.

Intergenerational crafting

Why not invite an adult to share in a craft activity with you, e.g. flower arranging, knitting/crochet, woodwork, making cakes, origami, shining silver etc. If you are unable to invite someone, then maybe one of your group leaders or a parent could offer something. It does



not have to be something complex that you are an expert in, just something that may be new to the children and capture their interest or imagination.

Ensure you have the things needed to complete the craft like flowers, oasis; or wool and crochet needles; or wood for woodwork.

Have an adult demonstrate a simple example of their craft, and then invite the children to recreate it in their own way. Maybe show your results to the congregation after your session. You could maybe teach something to the adult or the adults in church which they may not know how to do, e.g. a tik tok dance, or a hand clapping song.

Can you reach?

You will need:

- Post it notes
- A blank wall

What you do:

The aim of this activity is to see who can reach the highest with help. Paul and Timothy relied on each for friendship, guidance and help, they in turn relied on God.

Make some marks on the wall starting low and getting higher, then invite everyone to take it in turns to put a sticky note on the line higher and higher until they can't reach any more and they have to ask someone to help them. I wonder what you and your group will come up with to help you to reach high?

Everyday with Jesus – Walking the Way

What could we do this week to carry on what we've learned? Maybe members of the group could come up with a suggestion. If not, get them to choose from these two challenges:

- Take some time out to swap skills with someone older than you. What could you teach them that they don't already know? (Maybe something about tech, or how to ride a skateboard, or to play a new game.) What could they teach you in return?
 - In your prayers this week, remember to thank God for your older friends and relations and take time out to thank them for the good times you share
-

We hope you enjoyed exploring the story of Paul and Timothy with us.

Please let us know what you liked or what you would find useful by emailing lorrainewebb@urc.org.uk

Why not have a look at next week's resource on **Jesus and Lazarus**

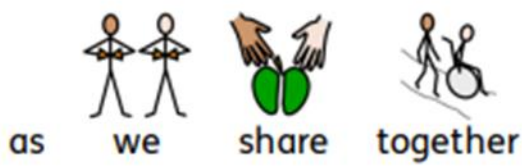




Jesus our friend,



be with us today




as we share together




pray together



play together



and get to know you better



as children in your family



Amen

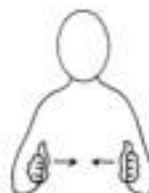
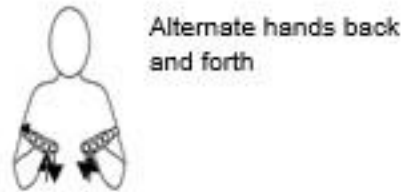




Illustration by lambsongs.co.nz via freebibleimages.com

