



Faith Adventures for Children Together



*Committed to URC Children Together:
enabling everyone to grow more like Jesus
together in the home, church and beyond.*

For guidance on the purpose of the resource and how to use it as a launch pad for your engagement with children and families, please use this link:
<https://urc.org.uk/wp-content/uploads/2023/01/FACT-how-to-sheet.pdf>

1 Chronicles 12: 38-40: Three days celebrating a new king

Theme: God has a plan for us

Contents:

Introduction	1
Together	1
Experience	2
Explore	3
Express	5
Handouts	8

Introduction: What would be helpful to know in my planning?

1 Chronicles 12: 38-40

When we think about David, we mostly think about the shepherd boy who helped the Israelites defeat the Philistines by slaying the giant Goliath. David was able to do this because he put his faith in God – he believed that God had a plan for him. He went on to become a great King – ruling Israel for 30 years, uniting the tribes of Israel. The Book of Chronicles is at great pains to point out his heritage – his family tree is explained in great detail. This is echoed in Matthew’s Gospel where Jesus’ lineage – all the way back to King David – is explained. A shepherd and a carpenter’s son – both marked out for greatness because God had plans for them.

1 Chronicles 12: 38-40 tells the story of the celebrations that were held when David was made king by the Israelites – this weekend the country will celebrate King Charles III’s coronation. What are the links we can make between the two events? Charles has become King because his mother died – he was ‘next in line’, he has always known that he would become king – that was always the plan.

God’s plan is the theme of this session – does God have one for us? How might we find out what it is?



Together

How do I help my group to come together and get started with the theme?

Gathering prayer

Jesus, our friend

(use alternate index fingers to point and tap the middle of opposite palms)

Be with us today

(two hands, palms up in front of you, move up and down twice)

As we share together,

(two hands, palms up in front of you, move one forward and one back and alternate twice)

Pray together,

(hands together, palm against palm, as though praying)

Play together,

(hands to each side, palms up, make two small circles outwards)

And get to know you better,

(point up with one hand)

As children together in your family

(one hand out, palm down in front of you, move it sideways and up in three 'steps' as though to indicate children of three different heights)

AMEN

(Two thumbs up, and bring fists slowly together to meet in front of you)

OR

Thank you, God, for bringing us together today.

Help us to grow closer to you in all we do.

Help us to speak and to listen, to learn and to grow together,

Adventuring together with you wherever we may go.

Amen

In-person Game

Follow the secret leader

Form a circle and select one group member to be the "guesser". The guesser leaves the room while the group chooses the "secret leader". The guesser then returns and remains in the centre of the circle. The secret leader makes movements and gestures (eg waving hands, stamping feet) which must be copied by the rest of the group. The group aims to protect the identity of the secret leader so that they remain undetected. The guesser must observe the group and try to identify the secret leader within 3 guesses. Repeat the game selecting different group members as guesser and secret leader.

Discussion Questions

- How did it feel to be in each of the roles?
- Can you think of a time when you have followed someone else's leadership?
- What characteristics do you think make a good leader?



Online game

In this game participants are challenged to share the “best” item for a given category. The challenger shares the category by calling out “Give me the...” followed by a word to describe the category. Participants are given up to 1 minute to collect an item which matches this category. They then take turns to explain why they chose this item and try to convince the challenger that theirs is the “best” item. The challenger then allocates points to the “best” item.

Examples: “Give me the...” longest, loudest, fastest, funniest, scariest, silliest, tallest, wildest.

Experience

For this story we recommend using the Children's International Bible

<https://www.biblegateway.com/passage/?search=1+Chronicles+12%3A38-40&version=ICB>

Where can I find the story online?

Animation by Northside Baptist Church <https://youtu.be/eEEZfmBbw8k>

Cartoon from shepherd to king by Geethanjali Kids <https://youtu.be/lt5V9Zhj32A>

Songs to support the story

Under fives: God's plan for me - Orange kids music https://youtu.be/K_3rqonxHnQ

Five to elevens: Every move I make - Kids worship <https://youtu.be/MPvnZILn6EY>

Songs as discussion starters: When I grow up from Matilda - The Musical <https://youtu.be/96JDkI2tBhI>

This is me from The Greatest Showman <https://youtu.be/MPvnZILn6EY>



Explore

Ideas and activities to explore this week's Bible passage together

Explore the ideas from the story

In his play, Twelfth Night, William Shakespeare has one of his characters say "Some are born great, some achieve greatness and some have greatness thrust upon them." This has become a well-known quote – but we often miss out the first sentence: "Be not afraid of greatness."

Ask your group why they think people might be afraid of 'being great'.

Ask: "I wonder what this could mean when we explore the story of David (and the coronation of King Charles)." Remind the group that King David was not perfect – you don't have to be a saint to be great... explore with your group whether or not being great at something can mean we overlook or ignore other things that people do.

Has anyone in the group ever been told that they are 'great'? If so; what have they been told they are great at doing?

Spend some time exploring with your group what it means to be 'great'. How can we tell if 'great' applies to someone? Is it power? Wealth? Popularity? What do they think makes someone great?

Once you have agreed what makes a person great, invite your children to make a list of people that they think are 'great' and why. The list might include famous people but might also include people they know – maybe their mum or dad is a 'great cook'.


Using stickers, or different coloured pens, invite the group to decide if the people on their list were born great, achieved greatness, or became great because of their response to an event.

Finally, the group might want to wonder about God's plans for their own lives and what great things they might do in the future. They could annotate a self-portrait around these points.

To make this a little more fun, you could cover a chair with an expensive looking cloth or use a chair that is slightly throne-like and encourage the children to sit in the chair, perhaps with a cloak and/or crown, whenever they want to talk to the group – maybe even take a photograph of them.

Modern parables

Jesus used stories to help people understand the things of God, even though they weren't necessarily overtly Christian stories. Lots of children's books can be used in a similar way as a conversation starter on the week's theme. Examples are shared here but you may think of others too.



'The Ugly Duckling' by Hans Christian Anderson
The Ugly Duckling story from Gigglebox:

https://www.youtube.com/watch?v=X4o5_8cEAHs

Talking together: How might we talk about the story together?

- Shakespeare said "Some are born great, some achieve greatness, and some have greatness thrust upon them". Which do you think applies to David? Can you think of any other people who fit this?
- What do you think made David great? Why did the people want him to be their king?

Wondering together: suggested questions to use during activities

- I wonder what you might see, smell, hear, touch, taste in the scene described in the story?
- I wonder whether you have ever been chosen as special or the best in something?



What's in the box (for under fives)

Use the special box or bag and sing "What's in the box/bag? What's in the box/bag? Let's see, let's see, what's in the box/bag" (to the tune of The Farmer's in the Dell). You could tap the top of the box/bag twice after the word 'box/bag'. Pull out the things one by one and then let the children play with them, talking about the theme or the story in simple terms.

This week's box/bag could include:

- Some baby oil (feel it on your skin, feel how it makes your skin feel soft and smooth and how gentle it is, God is gentle with us when God chooses us to be his special friends)
- A crown (crowns are given to kings and queens, princes and princesses to show that they are special – David was given a crown in our story)
- Sheep (David used to look after sheep)
- Play food or snacks (I wonder what would be good party food, what's your favourite thing to eat? Everyone brought their favourite food and snacks to celebrate the new king)
- Play tea set
- Party blowers (It's fun to make lots of noise to celebrate, we want everyone to know something special is happening)
- Balloons (I wonder whether you've seen balloons at a party. We can draw some happy faces on these balloons and bat them in the air like it's a party)

Small play figures or loose parts you can move around to make pictures from the story as you tell it (eg stones, felt, twigs etc)

Express

Praying together: how can you involve the children actively in prayer?

Oil as a symbol of God's blessing



David was anointed with oil as God's chosen one. Anointing means rubbing or pouring oil onto someone's head, forehead or hands to mark them as chosen by God for a particular role. Oil is a symbol of God's blessing and at the Coronation King Charles will be anointed with holy Oil, just like David was. (Maybe you can find some video of this happening)

You will need a small dish of olive oil or baby oil.

Take it in turns to bless each other. Each person in turn holds their palm upward and the person next to them dips their fingers in the oil and draws a smiley face on the palm of the hand. As you do this, say "May God bless you.." and say their name.

Spoken prayer

Dear God (*point up*)

When I get older, I think I might like to be (*encourage the children to suggest some things they'd like to be when they grow older*)

I know you have plans for me too.

Help me to listen (*point to ears*) and to understand (*point to head*) what I can do for you,

Now and as I grow, (*start with flat hand at head height and raise it as high as the arm will stretch*)

So I can be the person you want me to be and do the things you want me to do.

Amen (*use the Makaton sign for Amen from the gathering prayer*)



Responding together

Here are some suggested crafts and activities, and there is a colouring sheet at the end of this resource. You could also use small play toys and/or have a basket of resources available so children can choose their own way to respond. [See here for more suggestions.](#)

With an online group, plan whether to deliver any resources in advance or how you will encourage them to use what they've got to hand in their response.

However you do it, it is good for the adults to engage in the response too, and all chat together.

Growing and changing

We can achieve great things whatever age we are, and that we can grow to be more and more the person that God intends us to be. David never realised that as a small boy he would one day become a great King. These two activities can be the starting point for a conversation about God having plans for us as we grow.

Balloon figures

You will need:

Balloons
Permanent marker

What you do:

Get the children to draw on the balloon a picture of David as a small boy who is pretending to be strong.

As they blow the balloon up, they can see David grow into a strong fully-grown man who would be a great King.

Growth chart/timeline

You will need:

A long strip of paper
A ruler
Some pens

What you do:

Use a ruler to draw a long line along the strip of paper to represent life from birth to today (and extend the line with a dotted line to represent the future).

Mark on the long strip of paper marker points like these:

- started something new
- achieved an award
- moved up a group
- celebrated something amazing you did

You can decorate the chart with images of things which mark achievements e.g. photos, stars, drawings etc.

The growth chart can be used to mark and celebrate things that the children have achieved and to note their growth in skills, understanding and confidence. They may wish to think, too, about what their ambitions are for later life and what God may be calling them to do.



Raisin Muffins

When the people were celebrating King David, they probably had some lovely raisin cakes similar to these in their celebrations.



Raisin Muffins

You will need:

Ingredients

- 2 large eggs
- 50g, granulated sugar
- 120g, sifted plain flour
- 1 tsp baking powder
- 1 tsp vanilla essence
- 60g fresh milk
- 60g melted butter
- a pinch of sea salt
- 120g raisins
- 1 tbsp honey

What you do:

Place paper cases into a muffin tin and preheat your oven to 150°C.

Soak the raisins in hot water for 10 to 15 minutes, drain well, add a tablespoon of honey and stir well.

Beat the eggs and sugar until thick and fluffy. Add in sifted plain flour and baking powder. Add vanilla essence, milk and melted butter and a pinch of sea salt, then whisk together thoroughly. Add raisins into the batter.

Spoon the muffin mixture into paper cases and sprinkle a little sugar on top. Bake in a preheated oven for 20 minutes. Leave to cool for 5 minutes before taking out of the tin.

Makes about 7-8 muffins.

Everyday with Jesus – Walking the Way

What could we do this week to carry on what we've learned? Maybe members of the group could come up with a suggestion. If not, get them to choose from these two challenges:

- Think about people you know who are great in your eyes, even though other people might not recognise this in them. Take an opportunity to celebrate those people and tell them what they mean to you, thanking God for putting them in your life.
 - Can you find out more about David's story, and especially the link between David and Jesus? You could read a book, look online, ask someone who might be able to tell you some of the stories of David. Much of David's story is in the Bible books called 1 and 2 Samuel.
-

We hope you enjoyed exploring the story of the Coronation of David with us.

Please let us know what you liked or what you would find useful by emailing lorrainewebb@urc.org.uk

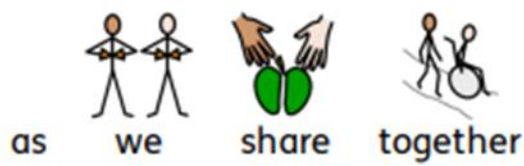
Why not have a look at next week's resource on **Psalm 9**.



Jesus our friend,



be with us today




as we share together




pray together



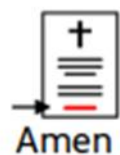
play together



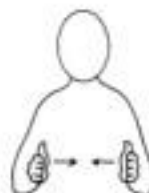
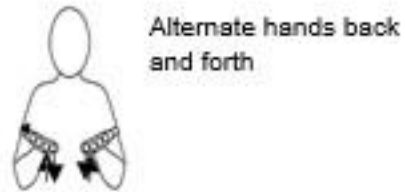
and get to know you better



as children in your family



Amen






Illustration by Sharon Lloyd, URC

